

# SINGLE GAME

## INDIVIDUAL RECORDS

### Most points scored

28-Thomas Haskins	Liberty	1995
28-Bobby Jordan	Stetson	1956
24-Thomas Haskins	The Citadel	1996
24-Stinson Jones	Buffalo	1961
24-Don Kern	George Washington	1960
24-Johnny Mapp	Catawba	1953

### Most points responsible for

34-Tony Scales	William & Mary	1990
30-Dave Brown	The Citadel	1986
30-Bobby Mitchell	Buffalo	1961
28-Thomas Haskins	Liberty	1995
28-Bobby Jordan	Stetson	1956

### Most TD's scored

4-Thomas Haskins	The Citadel	1996
4-Thomas Haskins	Liberty	1995
4-Bobby Jordan	Stetson	1956
4-Don Kern	George Washington	1960
4-Stinson Jones	Buffalo	1961
4-Johnny Mapp	Catawba	1953

### Most touchdowns responsible for

5-Tony Scales	William & Mary	1990
5-Dave Brown	The Citadel	1986
5-Bobby Mitchell	Buffalo	1961
4-eight players		

### Most rushing touchdowns

4-Thomas Haskins	Liberty	1995
	The Citadel	1996

### Most PAT placements scored

8-David Tyler	Central Florida	1982
---------------	-----------------	------

### Most 2-pt conversions rushing

2-Thomas Haskins	Liberty	1995
2-Tony Scales	William & Mary	1990
2-Don Kern	The Citadel	1959

### Most 2-pt conversions passing

3-Howard Dyer	Virginia	1960
---------------	----------	------

### Most 2-pt conversions pass receiving

2-John Hince	Davidson	1967
--------------	----------	------

### Most points via conversions (all methods)

8-David Tyler	Central Florida	1982
---------------	-----------------	------

### Most field goals

5-Craig Jones	William & Mary	1977
4-Matt Sharpe	Coastal Carolina	2003
4-Matt Sharpe	Gardner-Webb	2003
4-Craig Jones	Appalachian State	1976
3-Matt Sharpe	Charleston Southern	2003
3-Wade Hawkins	East Tennessee State	1989
3-Lee Wimbish	Furman	1980
3-Craig Jones	Richmond	1978
3-Don Cupit	The Citadel	1970

### Longest field goal

57-Matt Maxey	Georgia Southern	2000
53-Barrett Way	Liberty	2004
53-Matt Sharpe	Coastal Carolina	2003
52-Lee Wimbish	Richmond	1980
51-Mike Harris	Richmond	1997
50-Craig Jones	William & Mary	1977
49-Mike Harris	Marshall	1996
49-Wade Hawkins	UT-Chattanooga	1989
49-Jim Wall/Craig Jones	Richmond/ECU	'86/'78

### Highest Field Goal Percentage (min. 3 att.)

100% - (5-5) Craig Jones	William & Mary	1977
100% - (4-4) Matt Sharpe	Gardner-Webb	2003
100% - (4-4) Geoff Goff	Appalachian State	1994
100% - (3-3) Craig Jones	Richmond	1978
100% - (3-3) Lee Wimbish	Furman	1980
100% - (3-3) Wade Hawkins	East Tennessee State	1989

### Longest runs from scrimmage

98-Granville Amos	William & Mary	1964
85-Marcus Mines	West Virginia Tech	1992
85-Andre Gibson	Furman	1976
83-Johnny Mapp	Catawba	1953
81-Mike Patterson	Virginia	1964
80-Thomas Haskins	UT-Chattanooga	1995
80-Pete Mazik	Virginia Tech	1962

### Longest pass plays

93-Brown-Stock	Appalachian State	1986
85-Brown-Stock	East Tennessee State	1986
85-Johnston-Jordan	Lehigh	1956
84-Clark-Garnett	Furman	1977
78-Clark-Garnett	Virginia	1977

### Longest interception returns

100-Andy Tucker	Richmond	1961
86-Vern Keefer	Davidson	1958
80-Kerr Kump	Boston College	1967
70-Justin Huggard	Charleston Southern	2003
69-Mike Mayo	The Citadel	1986

### Longest kickoff returns

100-Richard Holland	Furman	2000
97-Pete Johnson	Villanova	1958
93-Sam Woolwine	Richmond	1956
90-John Traynham	Marshall	1961
89-Ronnie Moore	Davidson	1975

### Longest punt returns

87-Chris Witts	Davidson	1989
84-Kerr Kump	William & Mary	1968
70-Robert Savage	Lehigh	1978
70-Gary McNeal	William & Mary	1976
66-Ronnie Moore	Davidson	1974

### Longest punts

73-Brent Barth	Appalachian State	2000
70-Brent Barth	Appalachian State	2001
68-Sam Horner	Villanova	1958
67-Brent Barth	Duquesne	2001
67-Butch Nunnally	Iowa State	1963
66-Sam Horner	Virginia Tech	1959

### Most rushes

52-Tom Sowers	Davidson	1968
44-Floyd Allen	Western Carolina	1981
39-Thomas Haskins	Appalachian State	1996
39-Floyd Allen	Furman	1979
38-Floyd Allen	William & Mary	1980
38-Thomas Haskins	Appalachian State	1996

### Most net yards rushing

277-Thomas Haskins	The Citadel	1996
266-Thomas Haskins	UT-Chattanooga	1995
251-Thomas Haskins	Richmond	1994
250-Thomas Haskins	The Citadel	1994
246-Floyd Allen	Furman	1979
241-Thomas Haskins	Appalachian State	1996

### All purpose running (includes rushing, receiving, punt returns & kickoff returns)

328-Thomas Haskins	Richmond	1994
326-Thomas Haskins	The Citadel	1994
325-Thomas Haskins	The Citadel	1996
309-Thomas Haskins	UT-Chattanooga	1995
303-Thomas Haskins	Liberty	1995
296-Mark Stock	East Tennessee State	1986
292-Thomas Haskins	The Citadel	1993

### Highest Pass Efficiency

(10-19 atts.) 404.79-Tony Scales	William & Mary	1990
(9/12, 314 yds., 4TDs, 0 int)		
(20-29 atts.) 230.40-Dave Brown	The Citadel	1986
(8/20, 320 yds., 4 TDs, 1 int)		
(over 30 atts.) 191.93-Hill Ellett	Virginia	1966
(22/32, 274 yds, 4 TDs, 0 int)		

### Most passes attempted

57-Joey Gibson	East Tennessee State	2001
55-Dave Brown	Marshall	1988
49-Murphy Sprinkel	Boston College	1968
45-Joey Gibson	Wofford	2001
43-Robbie Chenault	Furman	1997
41-Kirk Monteleone	Liberty	2004
41-Joey Gibson	Western Carolina	2002

**Most passes completed**

27-Kirk Monteleone	Liberty	2004
26-Joey Gibson	East Tennessee State	2001
26-Dave Brown	Marshall	1988
25-Joey Gibson	Samford	2001
24-Robbie Chenault	Furman	1997
24-Joey Gibson	Wofford	2001
23-Al Comer	James Madison	1985

**Highest Completion Percentage**

(min. 10 attempts)		
90.0% (9-10) Mark Lambert	Virginia	1975
(10-19 attempts)		
77.8% (14-18) Tom Schultze	Virginia Tech	1973
(20-29 attempts)		
72.7% (16-22) Al Comer	East Tennessee State	1983
(over 30 attempts)		
68.8% (22-32) Hill Ellett	Virginia	1966

**Most yards gained passing**

422-Dave Brown	Appalachian State	1986
390-Dave Brown	East Tennessee State	1986
349-Bobby Mitchell	Buffalo	1961
346-Joey Gibson	The Citadel	2000

**Most passes had intercepted**

6-Tom Schultze	Navy	1973
6-Murphy Sprinkel	Boston College	1968

**Most touchdown passes thrown**

5-Bobby Mitchell	Buffalo	1961
4-Tony Scales	William & Mary	1990
4-Dave Brown	The Citadel	1986
4-Hill Ellett	Virginia	1966

**Most touchdown passes caught**

3-Teray Frost	Morehead State	1998
3-Dan Lyle	William & Mary	1990
3-Stinson Jones	Buffalo	1961
3-Dick Evans	Davidson	1959
3-Dick Evans	George Washington	1959

**Most yards total offense**

400-Dave Brown	Appalachian State	1986
399-Dave Brown	East Tennessee State	1986
365-Al Comer	Marshall	1985
344-Bobby Mitchell	Buffalo	1961
339-Tony Scales	William & Mary	1990

**Most total offensive plays**

64-Dave Brown	Marshall	1988
61-Joey Gibson	East Tennessee State	2001
59-Murphy Sprinkel	Boston College	1968
54-Al Comer	James Madison	1985
53-Al Comer	William & Mary	1985

**Most passes caught**

13-Jeff Hubbard	Furman	1995
10-Zohn Burden	Ohio	2004
10-Zohn Burden	Liberty	2004
10-John Puvogel	Samford	2001
10-Teray Frost	Morehead State	1998
10-Tom Radle	Virginia	1982
10-Frank Easterly	Boston College	1967

**Most yards gained pass receiving**

263-Mark Stock	East Tennessee State	1986
220-Mark Stock	Appalachian State	1986
193-Teray Frost	Morehead State	1998
183-Jeff Hubbard	Furman	1995
159-Mark Stock	The Citadel	1986
154-Dan Lyle	William & Mary	1990
154-James Wright	Marshall	1985

**Most pass interceptions**

3-Gene Williams	The Citadel	1973
3-John Landry	Virginia	1972
3-Stinson Jones	Villanova	1961

**Most fumbles recovered**

3-Mike Kemp	East Tennessee State	1989
-------------	----------------------	------

**Most yards gained on int. returns**

100-Andy Tucker	Richmond	1961
-----------------	----------	------

**Most punts**

13-Jim Bailey	West Virginia	1969
---------------	---------------	------

**Total yds. punting**

472-Jim Bailey	West Virginia	1969
----------------	---------------	------

**Most yds. returning punts**

169-Ronnie Moore	Davidson	1974
------------------	----------	------

**Most yds. returning kickoffs**

207-Titus Green	Furman	2001
-----------------	--------	------

**100 yds. rushing (three players)**

Tony Scales (167), Marcus Mines (113), Scott Council (110)	East Tennessee State	1991
--	----------------------	------

**100 yds. rushing (two players)**

Sean Mizzer (206), T.J. Snelling (109)	Davidson	2003
--	----------	------

T.J. Snelling (135), Sean Mizzer (121)	Liberty	2002
--	---------	------

Thomas Haskins (227), Jason White (101)	Chattanooga	1996
---	-------------	------

Tony Scales (204), Scott Council (191)	Richmond	1991
--	----------	------

Tony Scales (161), Marcus Mines (112)	Western Carolina	1991
---------------------------------------	------------------	------

Floyd Allen (190), Butch Hostetter (101)	Appalachian State	1979
--	-------------------	------

Ronnie Norman (121), Kim Glidewell (157)	William and Mary	1974
--	------------------	------

Ronnie Norman (173), Kim Glidewell (114)	Colgate	1974
--	---------	------

**100 yds. receiving (two players)**

Frank Easterly (118), Jimmy Burg (112)	Davidson	1967
--	----------	------

James Wright (154), Mark Stock (109)	Marshall	1985
--------------------------------------	----------	------


Mark Stock (159), Keith Washington (122)	The Citadel	1986
--	-------------	------

**100 yds. rushing and passing**

Tony Scales (161 rushing, 100 passing)	Western Carolina	1991
--	------------------	------

**100 yds. rushing and receiving**

Sean Mizzer (106 rushing, 104 receiving)	Western Carolina	2002
--	------------------	------



Thomas Haskins (1993-96) is VMI's all-time leading rusher and holds 21 school records.

**200 YARD GAMES**

277	Thomas Haskins vs. The Citadel	1996
266	Thomas Haskins vs. Chattanooga	1996
251	Thomas Haskins vs. Richmond	1994
250	Thomas Haskins vs. The Citadel	1994
246	Floyd Allen vs. Furman	1979
241	Thomas Haskins vs. Appalachian State	1996
227	Thomas Haskins vs. Chattanooga	1996
225	Thomas Haskins vs. Appalachian State	1994
224	Thomas Haskins vs. The Citadel	1993
215	Tim Sowers vs. Davidson	1968
210	Thomas Haskins vs. Richmond	1996
209	Marcus Mines vs. West Virginia Tech	1992
206	Sean Mizzer vs. Davidson	2003
205	Tony Scales vs. Appalachian State	1991
204	Tony Scales vs. Richmond	1991
200	Thomas Haskins vs. Appalachian State	1995

# SINGLE GAME

## TEAM RECORDS

### OFFENSE

<b>Most points scored</b>	69, vs. Central Florida	1982
<b>Most touchdowns scored</b>	10, vs. Central Florida	1982
<b>Most safeties scored</b>	1, vs. George Washington '54, The Citadel '62, Marshall '61, Virginia Tech '74, '78, William & Mary '86, '89, '97, W. Carolina '99	
<b>Most PAT placements scored</b>	9, vs. Central Florida	1982
<b>Most 2 pt. conversions</b>	4, vs. Davidson	1967
<b>Most 2 pt. conv. - rushing</b>	3, vs. UT-Chattanooga	1992
<b>Most 2 pt. conv. - passing</b>	3, vs. Virginia	1960
<b>Most points via all conversions</b>	10, vs. Davidson	1967
<b>Most field goals</b>	5, vs. William & Mary	1977
<b>Most rushes</b>	90, vs. East Tennessee State	1990
<b>Fewest rushes</b>	21, vs. Marshall	1988
<b>Most net yds. rushing</b>	531, vs. Richmond	1991
<b>Fewest net yds. rushing</b>	-18, vs. East Tennessee State	2000
<b>Most rushing touchdowns</b>	10, vs. Central Florida	1982
<b>Most passes attempted</b>	58, vs. Wofford	2001
<b>Fewest passes attempted</b>	2, vs. The Citadel	1955, '99
<b>Most passes completed</b>	28, vs. Wofford	2001
<b>Fewest passes completed &amp; yds passing</b>	0, vs. Marshall	1989
	0, vs. Boston College	1954
	0, vs. The Citadel	1953, '99
<b>Most net yards passing</b>	422, vs. Appalachian State	1986
<b>Most touchdown passes thrown</b>	5, vs. Boston College	1968
<b>Most passes had intercepted</b>	6, vs. Buffalo	1961
<b>Most total plays</b>	95, vs. James Madison & East Tennessee State	1990
<b>Fewest total plays</b>	43, vs. Richmond	1961
<b>Most net total offense</b>	664, vs. West Virginia Tech	1992
<b>Least net total offense</b>	61, vs. Villanova	1962
<b>Most yds. via interception returns</b>	124, vs. Boston College	1967
<b>Most punts</b>	13, vs. West Virginia	1969
<b>Most total yards on punts</b>	472, vs. West Virginia	1969
<b>Most total first downs</b>	34, vs. West Virginia Tech	1990
	2, vs. Villanova	1962
<b>Most first downs rushing</b>	26, vs. West Virginia Tech	1990
<b>Fewest first downs rushing</b>	1, vs. Villanova '62, Virginia '62, UT-Chattanooga '85	
<b>Most first downs passing</b>	16, vs. Appalachian State	1988
<b>Fewest first downs passing</b>	0, seven times, most recent vs. The Citadel, 1999	
<b>Most fumbles lost</b>	7, vs. Virginia Tech '55, Richmond '73	
<b>Most yards penalized</b>	151, vs. Georgia	1966
<b>Largest victory margin</b>	69, vs. Central Florida	1982
<b>Largest losing margin</b>	67, vs. Cincinnati	1953

### DEFENSE

<b>Most pass interceptions</b>	6, vs. Virginia Tech	1959
<b>Most fumbles recovered</b>	6, vs. East Tennessee State	1994
	6, vs. West Virginia	1969
<b>Fewest yds. penalized</b>	0, vs. Richmond	1973
	0, vs. Boston College	1968
	0, vs. Army	1956
<b>Fewest first downs allowed</b>	4, vs. Virginia Tech '61, Furman '70	
<b>Most first downs allowed</b>	36, vs. William & Mary '91, '93	
<b>Fewest rushing yards allowed</b>	8, vs. Virginia	1977
<b>Most rushing yards allowed</b>	558, vs. Georgia Tech	1975
<b>Fewest passing yards allowed</b>	-16, vs. Richmond (NCAA record)	1957
<b>Most passing yards allowed</b>	642, vs. Marshall	1991
<b>Least total offense allowed</b>	42, vs. Davidson	1975
<b>Most total offense allowed</b>	789, vs. Marshall	1991
<b>Fewest total offensive plays (opponent)</b>	41, vs. Virginia Tech	1961
	41, vs. Florida State	1954
<b>Most total offensive plays (opponent)</b>	98, vs. Western Carolina	2000
<b>Fewest rushing attempts (opponent)</b>	20, vs. West Virginia Tech	1990
	20, vs. Davidson	1973
<b>Most rushing attempts (opponent)</b>	82, vs. Georgia Tech	1975
<b>Fewest passing attempts (opponent)</b>	0, vs. Virginia Tech	1976
<b>Most passing attempts (opponent)</b>	58, vs. Chattanooga	2001
<b>Most points allowed</b>	70, vs. Virginia Tech	1966
<b>Most touchdowns allowed</b>	10, vs. Virginia Tech	1966
	10, vs. Cincinnati	1953
<b>Most rushing touchdowns allowed</b>	8, vs. Furman	1999
<b>Most passing touchdowns allowed</b>	6, vs. Marshall	1991
<b>Most defensive extra points</b>	2, vs. Davidson	1989

# SINGLE SEASON

## R E C O R D S

### INDIVIDUAL OFFENSE

<b>Most Points Scored</b>		
	106-Thomas Haskins	1995
	92-Thomas Haskins	1996
	91-Matt Sharpe	2003
	78-Floyd Allen	1981
	78-Johnny Mapp	1953
<b>Most Points Responsible for</b>		
	146-Joey Gibson	2002
	138-Howard Dyer	1960
	108-Jonathan Wilson	2003
	106-Thomas Haskins	1995
	106-Howard Dyer	1959
<b>Most Touchdowns Scored</b>		
	17-Thomas Haskins	1995
	15-Thomas Haskins	1996
	13-Floyd Allen	1981
	13-Johnny Mapp	1953
<b>Most Touchdowns Responsible for</b>		
	24-Joey Gibson	2002
	20-Howard Dyer	1960
	18-Jonathan Wilson	2003
	17-Thomas Haskins	1995
	17-Howard Dyer	1959
	17-Thomas Haskins	1996
<b>Most PAT's by Placement</b>		
	40-Matt Sharpe	2003
	37-Matt Sharpe	2002
	29-Mike Harris	1995
	24-Matt Maxey	2000
	24-Vic Kane	1991
	23-Wade Hawkins	1990
<b>Most 2-pt Conversions, Running</b>		
	3-Sam Horner	1958
<b>Most 2-pt Conversion, Passing</b>		
	9-Howard Dyer	1960
<b>Most 2-pt Conversions, Receiving</b>		
	3-Dick Willard & Don Kern	1960
	3-John Hince	1967
<b>Most Rushing Attempts</b>		
	291-Floyd Allen	1980
	286-Thomas Haskins	1996
	265-Floyd Allen	1979
<b>Most Yards Gained Rushing</b>		
	1,698-Thomas Haskins	1996
	1,548-Thomas Haskins	1995
	1,509-Thomas Haskins	1994
	1,276-Floyd Allen	1980
	1,249-Floyd Allen	1979
	1,244-Sean Mizzer	2003
<b>Most Rushing Touchdowns</b>		
	17-Thomas Haskins	1995
	15-Thomas Haskins	1996
	12-Floyd Allen	1981
<b>Most 100 Yard Rushing Games</b>		
	8-Thomas Haskins	1996
	8-Floyd Allen	1980
	7-Sean Mizzer	2003
	7-Thomas Haskins	1995
	7-Thomas Haskins	1994
	7-Floyd Allen	1979
	7-Ronnie Norman	1974
<b>Most 200 Yard Rushing Games</b>		
	4-Thomas Haskins	1996

### All Purpose Running (includes Rushing, Pass Receiving, Punt Returns & Kickoff Returns)

	2,134-Thomas Haskins	1995
	2,092-Thomas Haskins	1996
	2,011-Mark Stock	1988
	2,005-Thomas Haskins	1994
	1,509-Sean Mizzer	2003
	1,480-Sean Mizzer	2004
	1,451-Floyd Allen	1979
<b>Highest Pass Efficiency</b>		
	175.20-Howard Dyer (55/105, 1,072 yds, 13 TD, 2 int)	1959
	133.28-Dave Brown (106/209, 1,995 yds, 10 TD, 14 int)	1986
	123.64-Kirk Monteleone (76/120, 808 yds, 5 TD, 6 int)	2004
	115.49-Howard Dyer (87/168, 1,222 yds, 8 TD, 11 int)	1960
<b>Most Passes Attempted</b>		
	348-Al Comer	1985
	348-Joey Gibson	2002
	329-Dave Brown	1988
	296-Jonathan Wilson	2003
	287-Murphy Sprinkel	1969
	276-Joey Gibson	2001
<b>Most Passes Completed</b>		
	185-Al Comer	1985
	181-Joey Gibson	2002
	178-Dave Brown	1988
	168-Jonathan Wilson	2003
	144-Joey Gibson	2001
<b>Most Yards Gained Passing</b>		
	2,380-Al Comer	1985
	2,328-Joey Gibson	2002
	2,260-Jonathan Wilson	2003
	2,141-Dave Brown	1988
	1,995-Dave Brown	1986
<b>Most TD Passes Thrown</b>		
	17-Joey Gibson	2002
	13-Dave Brown	1988
	13-Howard Dyer	1959
	12-Jonathan Wilson	2003
	11-Hill Ellett	1966
<b>Most TD Passes Caught</b>		
	9-Mark Stock	1988
	9-Carl Rhodes	1965
	9-Dick Evans	1959
	8-Mark Stock	1986
<b>Best Pass Completion %</b>		
	63.3-Kirk Monteleone (76-120)	2004
	56.8-Jonathan Wilson (168-296)	2003
	55.3-Dave Brown (126-228)	1987
	54.1-Dave Brown (178-329)	1989
	53.2-Al Comer (185-348)	1985
	53.2-Mark Lambert (100-188)	1975
	52.4-Howard Dyer (55-105)	1959
<b>Most 200 Yard Passing Games</b>		
	7-Joey Gibson	2002
	6-Jonathan Wilson	2003
	5-Al Comer	1985
	4-Tom Schultze	1972
	4-Dave Brown	1988
<b>Most Field Goals</b>		
	17-Matt Sharpe	2003
	15-Craig Jones	1976

KEY D E T S

14-Craig Jones	1978
13-Craig Jones	'77 & '79
<b>Highest Field Goal Percentage (min. 10 att.)</b>	
83.3% (10-12) Lee Wimbish	1980
83.3% (15-18) Craig Jones	1976
72.7% (8-11) Rick Tufaro	1974
<b>Most Total Offensive Plays</b>	
460-Al Comer	1985
455-Joey Gibson	2002
416-Dave Brown	1988
<b>Most Yards Total Offense</b>	
2,597-Joey Gibson	2002
2,424-Al Comer	1985
2,276-Jonathan Wilson	2003
1,971-Dave Brown	1988
<b>Most Passes Caught</b>	
74-Mark Stock	1988
57-Zohn Burden	2004
54-Tom Radle	1982
48-Pedro Garcia	2001
47-Ronnie Moore	1975
46-Ronnie Moore	1973
46-Pedro Garcia	2002
<b>Most Yards Gained Receiving</b>	
1,161-Mark Stock	1988
1,123-Mark Stock	1986
803-Pedro Garcia	2002
698-Dick Evans	1959
676-Ronnie Moore	1973
<b>Most 100 Yards Receiving Games</b>	
8-Mark Stock	1988
5-Mark Stock	1986
3-Mark Stock	1985
<b>Most Yardage, Kickoff Returns</b>	
750-Kevin Solomon	2002
634-Titus Green	2001
628-Richard Holland	2000
559-Bryant McMillian	1991
553-Thomas Haskins	1995
532-Thomas Haskins	1993
<b>Most Yardage Punt Returns</b>	
349-Eddie Willis	1965
327-Kerr Kump	1968
260-Mark Stock	1988
<b>Most Punts</b>	
101-Jim Bailey	1969
93-Jim Bailey	1970
82-Jim Bailey	1971
<b>Best Punting Average</b>	
42.6-Sam Horner	1958
42.4-Bobby Jordan	1955
42.0-Bobby Jordan	1957
<b>Most Passes Intercepted</b>	
7-Mike Mayo	1985
7-Frank Ladson	1982
7-Steve Umberger	1982
7-Kerr Kump	1967
<b>Most Passes Had Intercepted</b>	
27-Tom Schultze	1973
19-Vern Beitzel	1971
17-Al Comer	1985
17-Robby Clark	1978
<b>Most Yardage, Interception Returns</b>	
160-Kerr Kump	1967
127-Stinson Jones	1961
122-Andy Tucker	1961
101-Kerr Kump	1968
<b>Most Fumbles Recovered</b>	
7-Mark Weiss	1970


## TEAM OFFENSE

<b>Most Touchdowns Scored</b>	44	2003
<b>Fewest Touchdowns Scored</b>	9	1971 & 1997
<b>Most Points Scored</b>	359	2003
<b>Fewest Points Scored</b>	77	1999
<b>Most Rushing Attempts</b>	703	1991
<b>Fewest Rushing Attempts</b>	345	2001
<b>Most Net Yards Gained Rushing</b>	3486	1991
<b>Fewest Net Yards Gained Rushing</b>	691	1969
<b>Most Touchdowns Scored by Rushing</b>	29	1991
<b>Fewest Touchdowns Scored by Rushing</b>	3	1988 & 1999
<b>Most Passes Attempted</b>	426	2001

<b>Fewest Passes Attempted</b>	91	1955
<b>Most Passes Completed</b>	226	2001
<b>Fewest Passes Completed</b>	27	1955
<b>Most Touchdown Passes Thrown</b>	17	1959 & 2002
<b>Fewest Touchdown Passes Thrown</b>	0	1989
<b>Most Yards Gained Passing</b>	2,572	1985
<b>Fewest Yards Gained Passing</b>	438	1955
<b>Most Total Offense Plays</b>	869	2002
<b>Most Total Offense</b>	4,681	2003
<b>Least Total Offense</b>	1,813	1969
<b>Fewest Fumbles Lost</b>	6	1959
<b>Most Fumbles Lost</b>	28	1955
<b>Longest Winning Streak</b>	12	1959-1960
<b>Longest Unbeaten Streak</b>	18	1957-1958
<b>Most Consecutive Conference Victories</b>	9 (Southern)	1959-1960
<b>Most Consecutive Losses</b>	18	1971-1972
<b>Most Consecutive Games without Being Shutout</b>	31	(10/2/76-9/22/79)

## TEAM DEFENSE

<b>Most Points Allowed</b>	468	1998
<b>Fewest Points Allowed</b>	93	1959
<b>Most First Downs Allowed</b>	268	2000
<b>Fewest First Downs Allowed</b>	126	1958 & 1963
<b>Most Pass Completions Allowed</b>	187	2002
<b>Fewest Pass Completions Allowed</b>	40	1975
<b>Most Pass Attempts (opponents)</b>	338	2002
<b>Fewest Pass Attempts (opponents)</b>	106	1954
<b>Most Passes Intercepted</b>	28	1959
<b>Most Yards, Interception Returns</b>	334	1961
<b>Most TDs Via Interceptions</b>	4	1961
<b>Fewest Passes Intercepted</b>	4	1964 & 1997
<b>Most Rushing Yards Allowed</b>	3,231	1998
<b>Fewest Rushing Yards Allowed</b>	1,313	1954
<b>Most Passing Yards Allowed</b>	2,824	1991
<b>Fewest Passing Yards Allowed</b>	562	1975
<b>Most Total Offense Allowed</b>	5,390	2000
<b>Least Total Offense Allowed</b>	2,204	1954
<b>Most Total Offensive Plays (opponent)</b>	871	1970
<b>Fewest Total Offensive Plays (opponents)</b>	394	1954
<b>Most Rushing Attempts (opponents)</b>	643	1974
<b>Fewest Rushing Attempts (opponents)</b>	288	1954



Current Army head coach and former San Diego Chargers, Georgia Tech and Maryland coach Bobby Ross played for the legendary VMI head coach John McKenna in the late '50s.

# SEASONAL LEADERS

## RUSHING

		ATT	YARDS
1953	John Mapp	114	656
1954	Nick Servidio	124	534
1955	Sam Woolwine	100	480
1956	Sam Woolwine	107	507
1957	Sam Woolwine	105	531
1958	Sam Horner	102	612
1959	John Trayham	92	491
1960	Stinson Jones	82	289
1961	Stinson Jones	60	256
1962	Bill Davis	81	316
1963	Chuck Beale	61	284
1964	Granville Amos	68	312
1965	Tom Slater	123	489
1966	Bob Habasevich	80	317
1967	Bob Habesevich	187	663
1968	Tom Sowers	221	792
1969	Tom Sowers and Tom Byer	84	162
1970	Mac Bowman	117	360
1971	Mac Bowman	224	732
1972	Mac Bowman	161	641
1973	Bruce Torbett	118	407
1974	Ronnie Norman	205	1,045
1975	Kim Glidewell	197	643
1976	Andre Gibson	121	566
1977	Andre Gibson	256	1,218
1978	Butch Hostetter	157	636
1979	Floyd Allen	265	1,249
1980	Floyd Allen	291	1,276
1981	Floyd Allen	264	861
1982	Stan Bass	197	680
1983	Trent Bridges	162	630
1984	Trent Bridges	132	455
1985	Dan Monahan	91	432
1986	Trent Bridges	68	283
1987	Joe France	108	395
1988	Scott Council	180	557
1989	Marcus Mines	118	638
1990	Tony Scales	134	544
1991	Tony Scales	185	1,105
1992	Tony Scales	147	577
1993	Thomas Haskins	106	594
1994	Thomas Haskins	258	1,509
1995	Thomas Haskins	248	1,548
1996	Thomas Haskins	286	1,698
1997	Avi Hopkins	157	623
1998	Gene Cauthen	93	351
1999	Gene Cauthen	78	298
2000	Gene Cauthen	143	566
2001	Gene Cauthen	187	710
2002	John Bell	136	522
2003	Sean Mizzer	207	1,244
2004	Sean Mizzer	176	729

## PASSING

		COMP	ATT	YARDS
1953	David Woolwine	32	78	440
1954	David Woolwine	35	105	530
1955	Bill Nebraska	14	49	216
1956	Duke Johnston	41	101	653
1957	Duke Johnston	37	90	520
1958	Bill Nebraska	26	67	497
1959	Howard Dyer	55	105	1,072
1960	Howard Dyer	87	168	1,222
1961	Bobby Mitchell	69	162	949
1962	Mark Mulrooney	24	68	263
1963	Butch Nunnally	53	124	744
1964	Charlie Sneed	65	133	899
1965	Hill Ellett	92	210	1,254
1966	Hill Ellett	105	205	1,281

1967	Russ Quay	75	151	912
1968	Murphy Sprinkel	81	222	1,163
1969	Murphy Sprinkel	95	187	1,004
1970	Gary Shope	38	114	462
1971	Vern Beitzel	77	204	934
1972	Tommy Schultze	120	242	1,728
1973	Tommy Schultze	116	242	1,400
1974	Tony Farry	51	117	609
1975	Mark Lambert	100	188	1,176
1976	Robby Clark	40	96	516
1977	Robby Clark	54	105	867
1978	Robby Clark	70	173	872
1979	John Bangley	62	122	791
1980	Dan Fritz	83	186	1,202
1981	Kelly Raber	110	215	1,450
1982	Kelly Raber	115	231	1,256
1983	Al Comer	97	214	1,109
1984	Jim Daly	60	124	614
1985	Al Comer	185	348	2,380
1986	Dave Brown	106	209	1,995
1987	Dave Brown	126	228	1,386
1988	Dave Brown	178	329	2,141
1989	Tony Scales	16	43	337
1990	Tony Scales	39	93	751
1991	Tony Scales	30	82	613
1992	Tony Scales	69	153	1,312
1993	Spike Johnson	29	74	377
1994	Al Lester	96	224	1,107
1995	Al Lester	100	207	1,159
1996	Al Lester	77	146	765
1997	Al Lester	63	159	686
1998	Aaron Mitchell	53	102	916
1999	Joey Gibson	20	48	268
2000	Joey Gibson	120	236	1,439
2001	Joey Gibson	144	276	1,572
2002	Joey Gibson	181	348	2,328
2003	Jonathan Wilson	108	296	2,260
2004	Kirk Monteleone	76	120	808

## RECEIVING

		REC	YARDS
1953	Charlie Boyd	12	127
1954	Tom Dooley	11	229
1955	Dale Vaughn	6	92
1956	Bobby Jordan	14	249
1957	Bobby Jordan	19	317
1958	Carl Kasko	12	220
1959	Dick Evans	35	698
1960	Stinson Jones	26	394
1961	Kenny Reeder	26	323
1962	Kenny Reeder	12	159
1963	Joe Bush	20	333
1964	Joe Bush	18	232
1965	Carl Rhodes	32	518
1966	Bill McGowan	23	235
1967	Frank Easterly	43	506
1968	Frank Easterly	36	508
1969	Colby Trammell	29	324
1970	Steve Conlan	26	291
1971	Don Reich	18	183
1972	Ronnie Moore	40	673
1973	Ronnie Moore	46	676
1974	Allen Morgan	21	308
1975	Ronnie Moore	47	662
1976	Johnny Garnett	23	329
1977	Johnny Garnett	23	371
1978	Robert Savage	22	358
1979	Brian Quisenberry	23	265
1980	Brian Quisenberry	16	238
1981	Teddy Gottwald	25	385
1982	Tom Radle	54	598
1983	Steve Pancham	33	334
1984	Steve Pancham	38	475
1985	Mark Stock	31	605

1986	Mark Stock	45	1,123
1987	James Wright	37	566
1988	Mark Stock	74	1,161
1989	Mark Rumph	16	276
1990	Dan Lyle	23	520
1991	Dan Lyle	16	424
1992	Dan Lyle	29	631
1993	Marlon Anderson	21	287
1994	Timmy Williams	23	476
1995	Jeff Hubbard	40	603
1996	Ed Pearson	22	262
1997	Richard Holland	37	464
1998	Teray Frost	37	654
1999	Aaron Yarbough	11	153
2000	Teray Frost	41	621
2001	Pedro Garcia	48	540
2002	Pedro Garcia	46	803
2003	Zohn Burden	36	599
2004	Zohn Burden	57	595

## TOTAL OFFENSE

		RUSH	PASS	TOTAL
1953	John Mapp	656	0	656
1954	Dave Woolwine	178	530	708
1955	Sam Woolwine	480	0	480
1956	Duke Johnston	78	653	731
1957	Duke Johnston	277	520	797
1958	Bill Nebraska	171	497	668
1959	Howard Dyer	110	1,072	1,182
1960	Howard Dyer	256	1,222	1,478
1961	Bobby Mitchell	-32	949	917
1962	Bill Davis	316	0	316
1963	Butch Nunnally	46	744	790
1964	Charlie Sneed	-56	899	843
1965	Hill Ellett	-36	1,254	1,218
1966	Hill Ellett	-84	1,281	1,197
1967	Russ Quay	196	912	1,108
1968	Murphy Sprinkel	-157	1,163	1,006
1969	Murphy Sprinkel	-90	1,004	914
1970	Gary Shope	169	462	631
1971	Vern Beitzel	-88	934	846
1972	Tom Schultze	-368	1,728	1,360
1973	Tom Schultze	-158	1,400	1,242
1974	Ronnie Norman	1,045	0	1,045
1975	Mark Lambert	-64	1,176	1,112
1976	Robby Clark	348	516	864
1977	Andre Gibson	1,218	25	1,243
1978	Robby Clark	11	872	883
1979	Floyd Allen	1,249	0	1,249
1980	Floyd Allen	1,276	0	1,276
1981	Kelly Raber	39	1,450	1,489
1982	Kelly Raber	170	1,256	1,426
1983	Al Comer	6	1,109	1,115
1984	Jim Daly	-12	614	602
1985	Al Comer	44	2,380	2,424
1986	Dave Brown	-96	1,995	1,899
1987	Dave Brown	-73	1,368	1,295
1988	Dave Brown	-170	2,141	1,971
1989	Marcus Mines	638	0	638
1990	Tony Scales	544	751	1,295
1991	Tony Scales	1,105	613	1,718
1992	Tony Scales	577	1,312	1,889
1993	Thomas Haskins	594	68	662
1994	Thomas Haskins	1,509	0	1,509
1995	Thomas Haskins	1,548	0	1,548
1996	Thomas Haskins	1,698	60	1,758
1997	Al Lester	76	686	762
1998	Aaron Mitchell	85	916	1,001
1999	Joey Gibson	110	268	378
2000	Joey Gibson	-36	1,439	1,403
2001	Joey Gibson	47	1,572	1,619
2002	Joey Gibson	269	2,328	2,597
2003	Jonathan Wilson	16	2,260	2,276
2004	Kirk Monteleone	76	808	884

# 1,000 YARD CLUB

## RUSHING

	YEAR	ATT.-YARDS
Thomas Haskins	1996	286-1,698
Thomas Haskins	1995	248-1,548
Thomas Haskins	1994	258-1,509
Floyd Allen	1980	291-1,276
Floyd Allen	1979	265-1,249
Sean Mizzer	2003	207-1,244
Andre Gibson	1977	256-1,218
Tony Scales	1991	185-1,105
Ronnie Norman	1974	205-1,045

## RECEIVING (500 Yds.)

	YEAR	REC.-YARDS
Mark Stock	1988	74-1,161
Mark Stock	1986	45-1,123
Pedro Garcia	2002	46-803
Dick Evans	1959	35-698
Ronnie Moore	1973	46-676
Ronnie Moore	1972	40-673
Ronnie Moore	1975	47-662
Teray Frost	1998	37-654
Dan Lyle	1992	29-631
Teray Frost	2000	41-621
Mark Stock	1985	31-605
Jeff Hubbard	1995	40-603
Zohn Burden	2003	36-599
Tom Radle	1982	54-598
Zohn Burden	2004	57-595
James Wright	1987	37-566
Pedro Garcia	2001	48-540
Dan Lyle	1990	23-520
Carl Rhodes	1965	32-518
Frank Easterly	1968	36-508
Frank Easterly	1967	43-506

## PASSING

	YEAR	COMP-ATT.-YARDS
Al Comer	1985	185-348 - 2,380
Joey Gibson	2002	181-348- 2,328
Jonathan Wilson	2003	168-296- 2,260
Dave Brown	1988	178-329- 2,141
Dave Brown	1986	106-209- 1,995
Tommy Schultze	1972	120-242- 1,728
Joey Gibson	2001	144-276- 1,572
Kelly Raber	1981	110-215- 1,450
Joey Gibson	2000	120-236- 1,439
Tommy Schultze	1973	116-242- 1,400
Dave Brown	1987	126-228- 1,368
Tony Scales	1992	69-153- 1,312
Hill Ellett	1966	105-205- 1,281
Kelly Raber	1982	115-231- 1,256
Hill Ellett	1965	98-210- 1,254
Howard Dyer	1960	87-168- 1,222
Dan Fritz	1980	83-186- 1,202
Mark Lambert	1975	100-188- 1,176
Murphy Sprinkel	1968	81-222- 1,163
Al Lester	1995	100-207- 1,159
Al Lester	1994	96-224- 1,107
Al Comer	1983	97-214- 1,109
Howard Dyer	1959	55-105- 1,072
Murphy Sprinkel	1969	95-287- 1,004

## TOTAL OFFENSE

PLAYER	YEAR	RUSHES	YARDS	-----PASSES-----		TOTAL YARDS	TOTAL PLAYS	TOTAL YARDS	PER GAME AVG.
				COMP.	ATT.				
QB Joey Gibson	2002	107	269	181	348	2,328	455	2,597	216.4
QB Al Comer	1985	112	44	185	348	2,380	460	2,424	220.4
QB Joey Gibson	2001	49	47	144	276	1,572	325	1,619	202.4
QB Dave Brown	1986	99	-96	106	209	1,995	308	1,899	189.9
QB Jonathan Wilson	2003	71	16	168	296	2,260	367	2,276	189.7
QB Dave Brown	1988	87	-170	178	329	2,141	416	1,971	183.7
QB Joey Gibson	2000	61	-36	120	236	1,439	297	1,403	175.4
QB Tony Scales	1992	147	1,312	69	153	1,312	300	1,889	171.7
TB Thomas Haskins	1996	292	1,698	2	6	60	292	1,758	159.8
QB Tony Scales	1991	185	1,105	30	82	613	267	1,718	156.2
QB Kelly Raber	1981	79	39	110	215	1,450	294	1,489	148.9
QB Howard Dyer	1960	92	256	87	168	1,222	260	1,478	147.8
TB Thomas Haskins	1995	248	1,548	0	2	0	250	1,548	140.7
TB Thomas Haskins	1994	258	1,509	0	1	0	259	1,509	137.2
QB Kelly Raber	1982	93	170	115	231	1,256	324	1,426	129.6
QB Tom Schultze	1972	89	-360	120	242	1,728	331	1,360	123.6
QB Al Lester	1995	108	199	100	207	1,159	315	1,358	123.5
QB Hill Ellett	1965	77	-36	98	210	1,254	287	1,218	121.8
QB Hill Ellett	1966	60	-84	105	205	1,281	265	1,197	119.7
QB Howard Dyer	1959	56	110	55	105	1,072	161	1,182	118.2
QB Dave Brown	1987	96	-73	126	228	1,368	324	1,295	117.7
QB Tony Scales	1990	134	544	39	93	751	227	1,295	117.7
TB Floyd Allen	1980	291	1,276	0	0	0	291	1,276	116.0
TB Floyd Allen	1979	265	1,249	0	0	0	265	1,249	113.5
TB Andre Gibson	1977	256	1,218	2	5	25	261	1,243	113.0
QB Tom Schultze	1973	65	-158	116	242	1,400	307	1,242	112.9
QB Russ Quay	1967	106	196	72	151	912	178	1,108	110.8
QB Al Comer	1983	61	6	97	214	1,109	275	1,115	101.4
QB Mark Lambert	1975	46	-64	100	188	1,176	234	1,112	101.1
QB Murphy Sprinkel	1968	93	-157	81	222	1,163	315	1,006	100.6
TB Ronnie Norman	1974	205	1,045	0	0	0	205	1,045	96.4
QB Al Lester	1994	51	-77	96	224	1,107	275	1,030	93.6
QB Dan Fritz	1980	68	-188	83	186	1,202	254	1,014	92.2
QB Aaron Mitchell	1998	160	85	53	102	916	262	1,001	91.0

# CAREER

## R E C O R D S

### RUSHING

#### Most Attempts

Thomas Haskins	898	1993-96
Floyd Allen	860	1978-81
Kim Glidewell	614	1973-76
Tony Scales	562	1989-92
Mac Bowman	502	1970-72
Gene Cauthen	501	1998-2001

#### Most Net Yards

Thomas Haskins	5,349	1993-96
Floyd Allen	3,569	1978-81
Sean Mizzer	2,483	2002-04
Tony Scales	2,475	1989-92
Marcus Mines	2,430	1989-92
Kim Glidewell	2,168	1973-76
Andre Gibson	2,097	1974-77

#### Most Touchdowns

Thomas Haskins	50	1993-96
Floyd Allen	27	1978-81
Marcus Mines	26	1989-92
Tony Scales	19	1989-92
Kim Glidewell	18	1973-76
Sean Mizzer	17	2002-04
Sam Horner	16	1956-59

#### Most 100 Yd. Rushing Games

Thomas Haskins	24	1993-96
Floyd Allen	17	1978-81
Sean Mizzer	12	2002-04
Andre Gibson	9	1974-77
Ronnie Norman	9	1972-74

#### Most 200 Yd. Rushing Games

Thomas Haskins	10	1993-96
Tony Scales	2	1989-92

#### Most Consecutive 100 Yd. Rushing Games

Floyd Allen	6	1980
Thomas Haskins	5	1996
Sean Mizzer	4	2003
Andre Gibson	4	1977
Five people	3	

### TOTAL OFFENSE (RUSHING & PASSING COMBINED)

#### Most Total Plays

Dave Brown	1,072	1985-88
Al Lester	1,061	1994-97
Tony Scales	932	1989-92
Al Comer	919	1982-85
Thomas Haskins	911	1993-96
Floyd Allen	860	1978-81

#### Most Total Yards Gained

Tony Scales	5,488	1989-92
Thomas Haskins	5,477	1993-96
Dave Brown	5,205	1985-88
Al Lester	4,212	1994-97
Al Comer	4,130	1982-85

### PUNT RETURNS

#### Most Returns

Ronnie Moore	65	1972-75
Mark Stock	63	1985-88
Gary McNeal	56	1975-78

#### Most Yardage

Ronnie Moore	741	1972-75
Mark Stock	530	1985-88
Gary McNeal	518	1975-78

### PASS INTERCEPTIONS

#### Most Passes Intercepted

Mike Mayo	15	1984-87
Stinson Jones	14	1958-61
Musa Sarki	12	2000-03
Steve Umberger	12	1980-82
Kerr Kump	12	1966-68
Frank Ladson	11	1982-83
Chris Clark	10	1984-87

#### Most Yards Gained

Kerr Kump	261	1966-68
Stinson Jones	205	1958-61
Mike Mayo	205	1984-87

#### Most Touchdowns Scored

Stinson Jones	2	1958-61
---------------	---	---------

### PUNTING

#### Most Punts

Jim Bailey	276	1969-71
Brent Barth	272	1999-2002
Brian Southard	216	1989-92
Ron Bongiovanni	200	1972-74

#### Most Yards

Brent Barth	11,438	1999-2002
Jim Bailey	10,127	1969-71
Brian Southard	7,823	1989-92
Ron Bongiovanni	7,337	1972-74

#### Highest Average

<i>(min. 60 punts)</i>			
Brent Barth	42.1	1999-2002	(272 punts for 11,438 yards)
Sam Horner	41.8	1956-59	(65 punts for 2,718 yards)

### PASSING

#### Pass Efficiency

Howard Dyer	139.74	1958-60	(149/286, 2453 yds., 22 TD, 14 int.)
Dave Brown	117.18	1985-88	(416/780, 5603 yds., 28 TD, 44 int.)
Hill Ellett	102.54	1964-66	(219/460, 2771 yds., 23 TD, 28 int.)

#### Most Attempts

Joey Gibson	908	1999-2002
Dave Brown	780	1985-88
Al Lester	746	1994-97
Al Comer	694	1982-85
Murphy Sprinkel	560	1968-70

#### Most Completions

Joey Gibson	465	1999-2002
Dave Brown	416	1985-88
Al Comer	337	1982-85
Al Lester	336	1994-97
Tom Schultze	236	1972-73

#### Most Passes Had Intercepted

Dave Brown	44	1985-88
Tom Schultze	43	1972-73
Al Comer	39	1982-85
Murphy Sprinkel	37	1968-70
Robby Clark	36	1975-78
Al Lester	36	1994-97

#### Most Passing Yards

Joey Gibson	5,607	1999-2002
Dave Brown	5,603	1985-88
Al Comer	4,050	1982-85
Al Lester	3,717	1994-97
Tom Schultze	3,128	1972-73

#### Most Touchdown Passes Thrown

Joey Gibson	38	1999-2002
Dave Brown	28	1985-88
Hill Ellett	23	1964-66
Howard Dyer	22	1958-60

#### Highest Completion Percentage

Dave Brown	(416-780)	53.3%	1985-88
Howard Dyer	(149-286)	52.1%	1958-60
Joey Gibson	(465-908)	51.2%	1999-2002

**Most 200 Yard Passing Games**

Joey Gibson	13	1999-2002
Dave Brown	8	1985-88
Jonathan Wilson	7	2003-04
Tom Schultze	6	1972-73

**PASS RECEIVING****Most Passes Caught**

Mark Stock	165	1985-88
Ronnie Moore	153	1972-75
Jame Wright	114	1984-87
Steve Panchan	111	1982-85
T.J. Snelling	105	2000-03
Zohn Burden	104	2002-04
Pedro Garcia	98	1998-99, 2001-02

**Most Yards Gained**

Mark Stock	3,091	1985-88
Ronnie Moore	2,297	1972-75
Dan Lyle	1,794	1989-92
James Wright	1,507	1984-87
Teray Frost	1,477	1997-2000
Pedro Garcia	1,373	1998-99, 2001-02
Zohn Burden	1,359	2002-04

**Most TD Passes Caught**

Mark Stock	20	1985-88
Teray Frost	13	1997-2000
Ronnie Moore	12	1972-75

**Most Consecutive Games Catching Passes**

Kevin Solomon	23	1999-2002
Zohn Burden	23	2002-04
Gary Price	23	2002-04
Mark Stock	22	1985-88
Ronnie Moore	22	1972-73
Johnny Garnett	18	1976-77

**Most 100 Yard Receiving Games**

Mark Stock	17	1985-88
Ronnie Moore	4	1972-75
Dan Lyle	3	1989-92
Keith Washington	3	1983-86
Teray Frost	3	1997-00

**KICKOFF RETURNS****Most Returns**

James Wright	82	1984-87
Ronnie Moore	76	1972-75
Thomas Haskins	73	1993-96
Kevin Solomon	53	1999-2002

**ALL-PURPOSE RUNNING***(Includes rushing, pass receiving, punt returns and kickoff returns)***Most Attempts**

Thomas Haskins	1022	1993-96
Floyd Allen	911	1978-81
Kim Glidewell	646	1973-76
Mac Bowman	555	1970-72

**Most Total Yardage**

Thomas Haskins	7,405	1993-96
Ronnie Moore	4,652	1972-75
Mark Stock	4,366	1985-88
Floyd Allen	4,131	1978-81
James Wright	3,248	1984-87
Teray Frost	3,204	1999-2000

**SCORING****Most Touchdowns**

Thomas Haskins	50	1993-96
Floyd Allen	29	1978-81
Marcus Mines	27	1989-92
Mark Stock	20	1985-88
Tony Scales	19	1989-92
Kim Glidewell	18	1973-76
Bobby Jordan	18	1954-57
Ronnie Moore	17	1972-75
Howard Dyer	17	1958-60

**Most Touchdowns Responsible For (Includes TD Passes)**

Thomas Haskins	53	1993-96
Joey Gibson	47	1999-2002
Howard Dyer	39	1958-60
Tony Scales	32	1989-92

**Most Points Responsible For**

Thomas Haskins	326	1993-96
Joey Gibson	286	1999-2002
Howard Dyer	256	1958-60
Craig Jones	221	1976-79
Tony Scales	202	1989-92

**Most Kick PAT's Attempted**

Matt Sharpe	101	2001-03
Mike Harris	78	1995-98
Craig Jones	60	1976-79
Wade Hawkins	57	1987-90
Mike Harris	56	1995-96
Geoff Goff	50	1991-94

**Most Kick PAT's Scored**

Matt Sharpe	95	2001-03
Mike Harris	73	1995-98
Craig Jones	56	1976-79
Wade Hawkins	53	1987-90
Mike Harris	51	1995-96
Geoff Goff	45	1991-94
David Tyler	43	1982-84
Rick Tufaro	37	1974-75

**Most 2-Pt. Conversions Attempted**

Howard Dyer	27	1958-60
Bobby Mitchell	12	1959-61

**Most 2-Pt. Conversions Scored**

Don Kern	6	1958-60
Tony Scales	4	1989-92
John Hince	4	1965-67
Thomas Haskins	4	1993-96

**Most Field Goals Attempted**

Craig Jones	83	1976-79
Wade Hawkins	52	1987-90
Mike Harris	48	1995-98
Matt Sharpe	38	2001-03
Lee Wimbish	32	1980-83
Mike Cole	32	1971-73
Geoff Goff	27	1991-94
Don Cupit	27	1969-70

**Most Field Goals Scored**

Craig Jones	55	1976-79
Wade Hawkins	31	1987-90
Matt Sharpe	27	2001-03
Mike Harris	27	1995-98
Mike Cole	17	1971-73
Geoff Goff	16	1991-94
Lee Wimbish	16	1980-83
Rick Tufaro	15	1974-75
Don Cupit	15	1969-70

**Most Points Scored by Kicking**

Craig Jones	221	1976-79
Mike Harris	154	1995-98
Matt Sharpe	176	2001-03
Wade Hawkins	146	1987-90
Geoff Goff	93	1991-94
Mike Harris	84	1995-96
Mike Cole	84	1971-73

**Highest Field Goal Percentage (min. 20 attempts)**

Rick Tufaro	71.4%	(15-21)	1974-75
Matt Sharpe	71.1%	(27-38)	2001-03
Craig Jones	66.3%	(55-83)	1976-79
Wade Hawkins	59.6%	(31-52)	1987-90
Geoff Goff	59.6%	(16-27)	1991-94

**Most Points Scored**

Thomas Haskins	308	1993-96
Craig Jones	221	1976-79
Matt Sharpe	176	2001-03
Floyd Allen	176	1978-81
Marcus Mines	164	1989-92
Mike Harris	154	1995-98
Wade Hawkins	146	1987-90
Bobby Jordan	137	1954-57
Mark Stock	122	1985-88
Tony Scales	122	1989-92

# DEFENSIVE

## R E C O R D S

### SINGLE GAME LEADERS

#### Solo Tackles (First Hits)

16	John Willison	William & Mary	1976
16	Walt Bellamy	Virginia	1979
15	Glen Ralston	Appalachian State	1984
15	Bruce Kitchen	Virginia Tech	1979
15	Frank Ladson	Richmond	1983

#### Total Tackles

25	Glen Ralston	Western Carolina	1984
24	Mike Mayo	Richmond	1985
23	Glen Ralston	Appalachian State	1984
22	Mike Rogers	William & Mary	1996
21	Mike Rogers	ETSU	1996
20	Matt Kluk	Georgia Southern	1999
20	Anthony McIntosh	The Citadel	1988

### SEASONAL LEADERS

#### Solo Tackles (First Hits)

2004	Robert Mason	66
2003	Derik Screen	60
2002	Robert Mason	44
2001	Derik Screen	61
2000	Chris Walsh	64
1999	Deffy Mubangu	58
1998	Quesuan Wigfall	60
1997	Mike Rogers	67
1996	Cornell Lewis	89
1995	Kelly Cook	62
1994	Terry Tucker	60
1993	Kevin Reardon	71
1992	Camillus Musselman	91
1991	Camillus Musselman	66
1990	Wayne Purcell	64
1989	Wayne Purcell	68
1988	Anthony McIntosh	81
1987	Dan Young	86
1986	Andy Titone	88
1985	Ambrose Phillips	50
1984	Glen Ralston	86
1983	Frank Ladson	77
1982	Jim Rice	50
1981	Melvin Rucker	88
1980	Melvin Rucker	70
1979	Walt Bellamy	77
1978	Walt Bellamy	69
1977	Ned Stepanovich	55
1976	John Willison	79
1975	Glen Jones	76
1974	John Willison & Phil Upton	77

#### Total Tackles (Solo and Assists)

2004	Robert Mason	120
2003	Derik Screen	144
2002	Robert Mason	80
2001	Derik Screen	106
2000	Chris Walsh	113
1999	Deffy Mubangu	98
1998	Andre Curtis	106
1997	Mike Rogers	151
1996	Mike Rogers	156
1995	Kelly Cook	121
1994	Terry Tucker	93
1993	Kevin Reardon	119
1992	Camillus Musselman	127
1991	Camillus Musselman	130
1990	Wayne Purcell	94
1989	Wayne Purcell	102
1988	Anthony McIntosh	128
1987	Dan Young	128
1986	Andy Titone	118
1985	Mike Mayo	89
1984	Glen Ralston	144
1983	Frank Ladson	106
1982	Jim Rice	92
1981	Melvin Rucker	158
1980	Melvin Rucker	141
1979	Walt Bellamy	124
1978	Walt Bellamy	122
1977	Ned Stepanovich	90
1976	John Willison	110
1975	Glen Jones	114
1974	John Willison	126

#### Fumbles Recovered

2004	4 Players with	2
2003	Justin Huggard & Mike Maleski	2
2002	10 Players with	1
2001	Derik Screen	2
2000	Quesuan Wigfall	4
1999	Richard Holland	3
1998	David Budlong & Darius Parker	2
1997	Mike Rogers & Quesuan Wigfall	2
1996	Matt Coley	2
1995	Kelly Cook & Tom Curran	2
1994	Damon Pinero	3
1993	Drew Dunnington	4
1992	Eugene Pribila & Mike Morgan	2
1991	Six Players With	1
1990	Todd Washington	3
1989	Mike Kemp	3
1988	Anthony McIntosh	3
1987	Todd Freiwald	2
1986	Andy Titone	3
1985	Three Players With	3
1984	Jimmy Walker	3
1983	Three Players With	2
1982	Blake Hippenstiel	4
1981	Jim Rice	4
1980	Barry Smith	2
1979	Tim Cox	3
1978	Walt Bellamy	2
1977	Glen Jones & Dale Ogg	3
1976	Four Players With	3
1975	Eric Radford	3
1974	Terry White	4

#### Passes Intercepted

2004	Justin Huggard & Jamaal Walton	2
2003	Musa Sarki	5
2002	Musa Sarki	6
2001	DeAngello Plather	3
2000	Richard Holland	3
1999	Richard Holland & Deffy Mubangu	2
1998	John Herrin	3
1997	Four players with	1
1996	Demond Ferebee	5
1995	Kelly Cook & Timmy Williams	2
1994	Torre Costin	3
1993	Kevin Reardon	3
1992	Mike Morgan & Terry Tucker	2
1991	Dewayne Arkadie	5
1990	Boo Lassiter	5
1989	Five Players with	1
1988	Three Players with	2
1987	Mike Mayo	5
1986	Mike Mayo	3
1985	Mike Mayo	7
1984	Scott Vaughn	3
1983	Frank Ladson	4
1982	Frank Ladson & Steve Umberger	7
1981	Les Dunnaville & Steve Umberger	4
1980	Les Dunnaville	3
1979	Tim Cox	3
1978	Four Players with	2
1977	Tim Cox & Gary McNeal	3
1976	Bobby McQueen	4
1975	Bobby McQueen	5

### CAREER LEADERS

#### Solo Tackles

John Willison	1973-76	257
Glen Jones	1974-77	243
Camillus Musselman	1990-93	220
Mike Rogers	1994-97	207
Melvin Rucker	1979-82	203
Walt Bellamy	1977-79	188
Wayne Purcell	1987-90	188
Mike Mayo	1984-87	166

#### Total Tackles (Solo & Assists)

Mike Rogers	1994-97	457
John Willison	1973-76	456
Melvin Rucker	1979-82	399
Glen Jones	1974-77	367
Derik Screen	2000-03	357
Andre Curtis	1995-98	354
Camillus Musselman	1990-93	352
Chris Walsh	1999-2002	349
Walt Bellamy	1977-79	324
Jeff Morgan	1976-79	322

# ALL-CONFERENCE PLAYERS

## FIRST TEAM, ALL-BIG SOUTH

SEASON	NAME, CLASS, POSITION
2003	Sean Mizzer, '06, RB
2003	Sam Brown, '04, OL
2003	Vicheal Foxx, '05, DT
2003	Derik Screen, '04, LB
2003	Musa Sarki, '04, DB
2003	Matt Sharpe, '04, PK
2004	Zohn Burden '06, WR
2004	Justin Huggard '06, LB
2004	Robert Mason '06, DB
2004	Ross Booth '05, LS

## FIRST TEAM, ALL-SOUTHERN CONFERENCE

SEASON	NAME, CLASS, POSITION
1935,36	Jim Farley, '37, G
1937,38	Paul Shu, '39, B
1942	Joe Muha, '43, B
1945,47	Chi Mills, '48, T
1945	Lyn Chewning, '49C, B
1952	Bill Brehaney, '53, B
1953	Johnny Mapp, '54, B
1956, 57	Sam Woolwine, '58, B
1957, 58	Jim McFalls, '59, T
1957	Lou Farmer, '58, G
1957	Bobby Jordan, '58, B
1958	Jerry Borst, '59, C
1958, 59	Sam Horner, '60, B
1959, 60	Howard Dyer, '61, B
1960	Don Kern, '61, B
1960	Lou Shuba, '61, G
1962, 63	Bill Welsh, '64, T
1964	Mike Patterson, '65, DB
1964,65	John Turner, '66, DT
1965,66,67	Bob Schmalzriedt, '68, LB
1967	Bob Habasevich, '69, HB
1967,68	Bob Biddle, '69, OG
1968	Kerr Kump, '68, DB
1970	Don Cupit, '72, KS
1971	Pete Ramsey, '72, OT
1972,73,74	Andy Dearman, '75, OT
1973	Gene Williams, '74, DB
1974	Doug Hines, '76, C
1974	Ronnie Norman, '75, RB
1974,75	Ronnie Moore, '76, WR
1976,77	Ned Stepanovich, '78, DT
1976	Ed Glackin, '77, OT
1977	Andre Gibson, '78, RB
1977	Tom Replogle, '78, OG
1977	Greg Arnett, '78, DE
1977	Glen Jones, '78, LB
1977	Gary McNeal, '79, DB
1978	Bob Bookmiller, '79, OT
1977,78,79	Craig Jones, '80, KS
1979	Walt Bellamy, '80, DB
1979	John Shuman, '80, OT
1979,80,81	Floyd Allen, '82, RB
1980,81	Mike Eden, '82, DB
1981	Austin Beckham, '82, C
1981	Wade Foltz, '82, DE
1981,82	Melvin Rucker, '83, LB
1981,82	Jay Lasek, '83, OG
1982	Tom Radle, '83, TE
1984	Steve Pancham, '86, TE
1985,87	Mike Mayo, '88, DB
1988	Mark Stock, '88, WR
1991,92	Lorenzo Carpenter, '93, C
1991	Mike Perfetti, '92, DT
1994, 95, 96	Thomas Haskins, '97, TB
1996	Mike Rogers, '98, LB
2000	Richard Holland, '01 DB and RS
2002	Brent Barth, '03, P
2002	Joey Gibson, '02, QB

## BIG SOUTH PLAYERS-OF-THE-WEEK

2003	- (freshman) - Adam Peters, punter, (8/30)
	- (offense) - Sean Mizzer, running back (9/6)
	- (defense) - Vicheal Foxx, defensive tackle (10/4)
	- (defense) - Justin Huggard, linebacker (10/11)
	- (special teams) - Matt Sharpe, placekicker (10/18)
	- (defense) - Derik Screen, linebacker (10/25)
	- (special teams) - Matt Sharpe, placekicker (11/1)
2004	- (defense) - Justin Huggard, linebacker (9/20)
	- (defense) - Robert Mason, defensive back (10/18)
	- (defense) - Robert Mason, defensive back (11/22)
	- (special teams) - Barrett Way, placekicker (11/8)

## SOCON PLAYERS-OF-THE-WEEK

1962	- Donny White, back (9/29)
1963	- Joe Straub, guard (9/21)
	- Charlie Cole, center (10/26)
	- Bill Welsh, tackle (11/28)
1965	- John Turner, tackle (10/16)
	- Hill Ellett, quarterback (11/6 & 11/25)
1966	- Don Taylor, guard (9/17)
1967	- Charlie Bishop, quarterback (9/16)
	- Kerr Kump, defensive back (11/11)
1968	- Paul Fraim, defensive back (10/5)
	- John Griffin, linebacker (11/9)
1970	- Jerry Acuff, defensive tackle (9/12)
1971	- Mac Bowman, tailback (9/18)
1972	- Mac Bowman, tailback (11/4)
	- Phil Upton, middle guard (11/18)
1973	- Gene Williams, defensive back (10/6)
1974	- Ronnie Moore, wide receiver (9/28)
	- John Willison, linebacker (10/5)
	- Phil Upton, middle guard (10/12 & 11/23)
1975	- Glen Jones, linebacker (9/13)
	- Ronnie Moore, wide receiver (9/27)
1976	- Greg Arnett, defensive end (10/30)
1977	- Craig Jones, placekicker (9/10)
	- Andre Gibson, tailback (10/8)
	- Gary McNeal, defensive back (10/15)
	- Robby Clark, quarterback (11/5)
1978	- Mike Alston, defensive back (10/14)
1979	- Floyd Allen, tailback (10/6) & (10/27)
1980	- Bruce Kitchen, linebacker (9/6)
	- Melvin Rucker, linebacker (9/13) & (11/15)
	- Chris Timmons, defensive tackle (10/18)
1981	- Melvin Rucker, linebacker (11/14) & (11/21)
	- Floyd Allen, tailback (9/12) & (10/24)
	- Leslie Dunnville, defensive back (9/19)
1982	- Tom Radle, tight end (9/11)
	- Barry Smith, defensive end (11/13)
1985	- Mike Mayo, defensive back (10/12)
	- Al Comer, quarterback (10/26)
1986	- David Brown, quarterback (10/11)
	- Mark Stock, wide receiver (11/22)
1988	- Jeff Barnes, defensive end (10/24)
	- Wayne Purcell, linebacker (11/19)
1989	- Raymond Flowers, linebacker (11/11)
	- (freshman) - Tony Scales, quarterback (9/16)
	- (freshman) - Dewayne Arkadie, defensive back (11/18)
1990	- Tony Scales, quarterback (9/15 & 10/13)
	- (freshman) - Butch Jennings, fullback (9/1)
1991	- Tony Scales, quarterback (9/7 & 9/14)
	- Dewayne Arkadie, defensive back (9/28)
	- (freshman) - Tim Williams, defensive back (9/7)
1992	- (freshman) - Terry Tucker, strong safety (9/19)
	- (freshman) - Marlon Anderson, wide receiver, (9/26)
	- (freshman) - Marlon Anderson, wide receiver (11/21)
1993	- (freshman) - Thomas Haskins, halfback (11/6)
	- Thomas Haskins, halfback (11/13)
1994	- Thomas Haskins, tailback (9/3)
	- Thomas Haskins, tailback (11/19)
1995	- Thomas Haskins, tailback (9/9)
	- Kelly Cook, linebacker (9/16)
	- Thomas Haskins, tailback (10/14)
1996	- Thomas Haskins, tailback (10/14)
	- Thomas Haskins, tailback (11/16)
	- Mike Rogers, linebacker (11/16)
1998	- (freshman) - Aaron Mitchell, quarterback (10/10)
	- (freshman) - Aaron Mitchell, quarterback (10/24)
1999	- (freshman) - Matthew Kluk, nose tackle (10/2)
2000	- Joey Gibson, quarterback (11/13)
2001	- (freshman) - Tiuts Green, slotback (9/30)
	- Derik Screen, linebacker (10/13)
2002	- (freshman) Donnie Johnston, tight end (9/2)
	- Joey Gibson, quarter back (9/9)
	- (freshman) - Gary Price, slotback (10/14)
	- (freshman) - Sean Mizzer, running back (10/21)
	- (freshman) - Sean Mizzer, running back (11/4)
	- Chris Walsh, linebacker (11/18)

# KEYDETS IN THE CONFERENCE RECORD BOOKS

## BIG SOUTH RECORD HOLDERS

### Individual Records

**Yards per Rush, Game** - 25.0, T.J. Snelling vs. Austin Peay, 11/8/03

**\* Interceptions, Game** -

2, Justin Huggard vs. Charleston Southern, 10/11/03

2, Musa Sarki vs. Richmond, 10/25/03

**Field Goal Attempts, Game** -

5, Matt Sharpe vs. Charleston Southern, 10/11/03;

5, Matt Sharpe vs. Coastal Carolina, 11/1/03

**Longest Field Goal, Game** -

53, Matt Sharpe vs. Coastal Carolina, 11/1/03

53, Barrett Way vs. Liberty, 11/6/04

**Field Goals Made, Game** -

4, Matt Sharpe vs. Gardner-Webb, 10/18/03

4, Matt Sharpe vs. Coastal Carolina, 11/1/03

**\* Field Goal Percentage, Game** -

100.0 (4-4), Matt Sharpe vs. Gardner-Webb, 10/18/03

**Punt Returns, Game** - 6, John Puvogel, vs. Austin Peay, 11/8/03

**Tackles, Season** - 144, Derik Screen, 2003

**Scoring, Season** - 91, Matt Sharpe, 2003

**Field Goals Made, Season** - 17, Matt Sharpe, 2003

**Field Goal Attempts, Season** - 24, Matt Sharpe, 2003

**Punts, Season** - 65, Adam Peters, 2004

**Field Goal Percentage, Career** - 70.8% (17-24), Matt Sharpe, 2003

**Kickoff Return Average, Career** - 26.2, T.J. Snelling, 2003

### Team Records

**Pass Completion Percentage, Game** - 80.8%, vs. Georgetown, 9/27/03

**Field Goal Attempts, Game** - 5, vs. Charleston Southern, 10/11/03;

5, vs. Coastal Carolina, 11/1/03

**Field Goals Made, Game** - 4, vs. Coastal Carolina, 11/1/03

**Longest Field Goal, Game** - 53, vs. Coastal Carolina, 11/1/03; 53, vs. Liberty, 11/6/04

**\* Field Goal Percentage, Game** - 100.0 (4-4), vs. Gardner-Webb, 10/18/03

**Field Goals Made, Season** - 17, 2003

**Field Goal Percentage, Season** - 70.8%, 2003

**PAT Kicking Percentage, Season** - 100.0% (15-15), 2004

**Total Offensive Yards, Season** - 4,681, 2003

**Passing Efficiency, Season** - 137.4, 2003

**Pass Yards Per Attempt, Season** - 8.15, 2003

## SOCON RECORD HOLDERS

### Individual Records

**\* Highest Percentage of Field Goals, Game** - 100%, (5 of 5) Craig Jones vs. William & Mary, 1977

**\* Most Punts, Game** - 13, Jim Bailey vs. West Virginia, 1969

**Most Punts, Season** - 101, Jim Bailey, 1969 (NCAA I-A Record)

**Highest Season Punting Average** - 47.4, Brent Barth, 2002

**Most Rushing Attempts, Game** - 52, Tom Sowers vs. Davidson, 1968

**\* Longest Run from Scrimmage** - 98 yards, Granville Amos vs. W&M, 1964

**\* Longest Interception Return** - 100 yards, Andy Tucker vs. Richmond, 1961

**Highest Average Yards/Catch, Season (40 catch min.)** - 25.0, (45-1123) Mark Stock, 1986 (NCAA I-AA Record)

### Team Records

**Most Touchdowns Rushing, Game** - 10, vs. Central Florida, 1982

**Most Rushing Attempts, Game** - 90, vs. East Tennessee State, 1990 (NCAA I-AA Record)

**\* Fewest Pass Completions Allowed** - 0 vs. Va. Tech, 1976

**Fewest Yards Allowed Passing, Game** - (-16), vs. Richmond, 1957 (NCAA Division I-A Record)

*\* Denotes tied for record*

## SOCON AWARD WINNERS

### Player of the Year

1957 Bobby Jordan

1960 Howard Dyer

### Coach of the Year

1957 John McKenna

1959 John McKenna

1962 John McKenna

1974 Bob Thalman

1981 Bob Thalman

2002 Cal McCombs

### Jacobs Blocking Trophy

1938 Andy Trzeciak

1940 Billy Walker

1960 Lou Shuba


1974 Andy Dearman

1979 John Shuman

1991 Lorenzo Carpenter

### Past Athletes of the Year

1953-54 Johnny Mapp



Placekicker Matt Sharpe was named 2003 Big South Co-Scholar Athlete

## VMI IN THE SOCON STANDINGS

Year	Won	Lost	Tie	Finish	Year	Won	Lost	Tie	Finish
1953	3	3	0	5	1982	2	3	0	6
1954	4	3	0	5	1983	1	5	0	6
1955	1	6	0	9	1984	1	4	0	8
1956	2	3	1	6	1985	1	4	1	7
1957	6	0	0	1	1986	1	5	0	7
1958	2	2	1	4	1987	2	4	0	5
1959	5	0	1	1	1988	1	5	0	6
1960	4	1	0	1	1989	1	4	1	6
1961	4	2	0	3	1990	1	5	0	7
1962	6	0	0	1	1991	2	5	0	6
1963	3	1	2	3	1992	1	6	NA	7
1964	1	4	0	8	1993	1	7	NA	9
1965	3	2	0	4	1994	1	7	NA	9
1966	1	4	0	8	1995	3	5	NA	6
1967	2	3	0	5	1996	3	5	NA	6
1968	1	3	0	5	1997	0	8	NA	9
1969	0	4	0	6	1998	0	8	NA	9
1970	1	4	0	7	1999	0	8	NA	9
1971	1	4	0	6	2000	1	7	NA	8
1972	1	5	1	6	2001	1	7	NA	8
1973	2	4	0	6	2002	3	5	NA	5
1974	5	1	0	1					
1975	2	4	0	6					
1976	2	3	0	5					
1977	4	1	0	1					
1978	1	4	0	6					
1979	4	1	0	2					
1980	1	4	1	6					
1981	3	1	1	2					

VMI also tied for the Southern Conference Championship in 1951.

### VMI IN THE BIG SOUTH STANDINGS

Year	Won	Lost	Finish
2003	2	2	3
2004	0	4	5

# COACHING

## R E C O R D S

Year	Coach	Seasons	Won	Lost	Tied	Points Scored	Points Against	Record
1891	Walter Taylor		3	0	1	52	12	3-0-1
1892	No Coach		4	0	1	128	18	
1893	No Coach		3	1	0	72	26	
1894	No Coach		6	0	0	138	6	13-1-1
1895	G.W. Bryant		5	1	0	164	12	
1896	G.W. Bryant	2	3	4	0	68	98	8-5-0
1897	R.N. Groner	1	3	2	0	76	6	3-2-0
1898	S.A. Boyle		4	2	0	110	41	
1899	S.A. Boyle	2	1	0	0	39	0	5-2-0
1900	Sam Walker		4	1	2	86	16	
1901	Sam Walker		4	3	0	199	61	
1902	Sam Walker	3	3	3	1	99	90	11-7-3
1903	W.W. Roper		2	1	0	36	28	
1904	W.W. Roper	2	3	5	0	70	70	5-6-0
1905	I.B. Johnson		2	5	1	40	103	
1906	I.B. Johnson	2	4	4	0	68	49	6-9-1
1907	C.S. Roller, Jr.		5	3	0	282	50	
1908	C.S. Roller, Jr.	2	3	2	0	120	20	8-5-0
1909	W.C. Gloth		4	3	0	59	51	
1910	W.C. Gloth	2	3	3	1	69	48	7-6-1
1911	Alpha Brummage		7	1	0	203	27	
1912	Alpha Brummage	2	7	1	0	163	36	14-2-0
1913	Henry G. Poague	1	7	1	2	197	54	7-1-2
1914	Frank H. Gorton		4	4	0	110	95	
1915	Frank H. Gorton		6	2	1	103	102	
1916	Frank H. Gorton	3	4	5	0	233	119	14-11-1
1917	Earl C. Abell	1	4	4	1	162	111	4-4-1
1918	Abell & Mose Goodman		1	3	0	25	60	1-3-0
1919	Red Fleming	1	6	2	0	121	45	6-2-0
<b>Pre-1920: Home 93-13-8 (.851) Away 10-25-1 (.292) Neutral 12-28-2 (.310) Overall 115-66-11 (.628)</b>								
1920	Blandy Clarkson		9	0	0	431	20	
1921	Blandy Clarkson		3	5	1	107	102	
1922	Blandy Clarkson		7	2	0	291	23	
1923	Blandy Clarkson		9	1	0	224	23	
1924	Blandy Clarkson		6	3	1	152	29	
1925	Blandy Clarkson		6	4	0	169	108	
1926	Blandy Clarkson	7	5	5	0	80	98	
<b>Clarkson: Home 24-4-0 (.857) Away 9-10-1 (.475) Neutral 12-6-1 (.658) Overall 45-20-2 (.687)</b>								
1927	W.C. Raftery		6	4	0	144	64	
1928	W.C. Raftery		5	3	2	95	75	
1929	W.C. Raftery		8	2	0	155	61	
1930	W.C. Raftery		3	6	0	30	122	
1931	W.C. Raftery		3	6	1	82	123	
1932	W.C. Raftery		2	8	0	44	166	
1933	W.C. Raftery		2	7	1	44	170	
1934	W.C. Raftery		1	8	0	51	190	
1935	W.C. Raftery		2	7	1	63	157	
1936	W.C. Raftery	10	6	4	0	122	140	
<b>Raftery: Home 21-16-2 (.564) Away 9-24-1 (.279) Neutral 8-15-2 (.360) Overall 38-55-5 (.413)</b>								
1937	Allison T. Hubert		5	5	0	134	94	
1938	Allison T. Hubert		6	1	4	159	86	
1939	Allison T. Hubert		6	3	1	125	100	
1940	Allison T. Hubert		7	2	1	127	62	
1941	Allison T. Hubert		4	6	0	134	173	
1942	Allison T. Hubert		3	5	1	111	130	
1943	Allison T. Hubert		2	6	0	46	183	
1944	Allison T. Hubert		1	8	0	65	231	

1945	Allison T. Hubert		5	4	0	155	138
1946	Allison T. Hubert	10	4	5	1	122	188
<b>Hubert: Home 18-9-2 (.655) Away 15-22-3 (.413) Neutral 10-14-3 (.426) Overall 43-45-8 (.490)</b>							
1947	A.W. Morton		3	5	1	120	152
1948	A.W. Morton	2	6	3	0	183	116
<b>Morton: Home 5-1-0 (.833) Away 2-6-1 (.222) Neutral 2-1-0 (.667) Overall 9-8-1 (.528)</b>							
1949	Thomas N. Nugent		3	5	1	157	207
1950	Thomas N. Nugent		6	4	0	189	166
1951	Thomas N. Nugent		7	3	0	227	162
1952	Thomas N. Nugent	4	3	6	1	165	279
<b>Nugent: Home 6-2-0 (.750) Away 8-11-1 (.425) Neutral 5-5-1 (.500) Overall 19-18-2 (.513)</b>							
1953	John McKenna		5	5	0	174	196
1954	John McKenna		4	6	0	132	223
1955	John McKenna		1	9	0	85	259
1956	John McKenna		3	6	1	167	220
1957	John McKenna		9	0	1	201	101
1958	John McKenna		6	2	2	214	99
1959	John McKenna		8	1	1	243	93
1960	John McKenna		7	2	1	218	135
1961	John McKenna		6	4	0	134	105
1962	John McKenna		6	4	0	119	119
1963	John McKenna		3	5	2	140	134
1964	John McKenna		1	9	0	123	200
1965	John McKenna	13	3	7	0	121	200
<b>McKenna: Home 17-7-0 (.708) Away 32-37-5 (.466) Neutral 13-16-3 (.453) Overall 62-60-8 (.508)</b>							
1966	Vito Ragazzo		2	8	0	129	305
1967	Vito Ragazzo		6	4	0	205	195
1968	Vito Ragazzo		1	9	0	90	290
1969	Vito Ragazzo		0	10	0	78	409
1970	Vito Ragazzo	5	1	10	0	120	451
<b>Ragazzo: Home 3-9-0 (.250) Away 5-24-0 (.172) Neutral 2-8-0 (.200) Overall 10-41-0 (.196)</b>							
1971	Bob Thalman		1	10	0	78	257
1972	Bob Thalman		2	9	0	150	299
1973	Bob Thalman		3	8	0	118	316
1974	Bob Thalman		7	4	0	212	175
1975	Bob Thalman		3	8	0	162	187
1976	Bob Thalman		5	5	0	138	206
1977	Bob Thalman		7	4	0	223	155
1978	Bob Thalman		3	8	0	114	227
1979	Bob Thalman		6	4	1	158	210
1980	Bob Thalman		3	7	1	142	242
1981	Bob Thalman		6	3	1	165	156
1982	Bob Thalman		5	6	0	221	180
1983	Bob Thalman		2	9	0	100	339
1984	Bob Thalman	14	1	9	0	121	320
<b>Thalman: Home 30-27-2 (.525) Away 19-61-1 (.241) Neutral 5-6-0 (.455) Overall 54-94-3 (.368)</b>							
1985	Eddie Williamson		3	7	1	189	333
1986	Eddie Williamson		1	10	0	138	370
1987	Eddie Williamson		4	7	0	118	235
1988	Eddie Williamson	4	2	9	0	152	298
<b>Williamson: Home 8-10-1 (.447) Away 2-21-0 (.087) Neutral 0-2-0 (.000) Overall 10-33-1 (.239)</b>							
1989	Jim Shuck		2	8	1	151	307
1990	Jim Shuck		4	7	0	251	346
1991	Jim Shuck		4	7	0	243	373
1992	Jim Shuck		3	8	0	245	315
1993	Jim Shuck	5	1	10	0	139	396
<b>Shuck: Home 12-12-0 (.500) Away 2-24-1 (.093) Neutral 0-4 (.000) Overall 14-40-1 (.264)</b>							
1994	Bill Stewart		1	10	0	153	437
1995	Bill Stewart		4	7	0	269	350
1996	Bill Stewart	3	3	8	0	189	296
<b>Stewart: Home 5-10 (.333) Away 3-13 (.187) Neutral 0-2 (.000) Overall 8-25 (.242)</b>							
1997	Ted Cain		0	11	0	93	384
1998	Ted Cain	2	1	9	0	137	432
<b>Cain: Home 1-9 (.100) Away 0-11 (.000) Neutral 0-0 (.000) Overall 1-20 (.048)</b>							
1998	Donny White*		0	1	0	10	36
<b>White: Home 0-1 (.000) Away 0-0 (.000) Neutral 0-0 (.000) Overall 0-1 (.000)</b>							
1999	Cal McCombs		1	10	0	77	400
2000	Cal McCombs		2	9	0	227	434
2001	Cal McCombs		1	10	0	164	446
2002	Cal McCombs		6	6	0	314	415
2003	Cal McCombs		6	6	0	359	257
2004	Cal McCombs	6	0	11	0	137	327
<b>McCombs: Home 11-23 (.324) Away 4-28 (.125) Neutral 1-1 (.500) Overall 16-52 (.235)</b>							
<b>All-Time Totals</b>			<b>444</b>	<b>578</b>	<b>42</b>	<b>16,252</b>	<b>19,418</b>

\*Athletic Director Donny White coached the final game of the 1998 season vs. The Citadel, on an interim basis.

# HOME & AWAY

## R E C O R D S

	HOME W L T	AWAY W L T	NEUTRAL W L T		HOME W L T	AWAY W L T	NEUTRAL W L T
2004	0 5 0	0 6 0	0 0 0	1945	3 1 0	1 2 0	1 1 0
2003	4 2 0	2 3 0	0 1 0	1944	0 2 0	1 2 0	0 4 0
2002	3 2 0	2 4 0	1 0 0	1943	1 1 0	0 3 0	1 2 0
2001	1 5 0	0 5 0	0 0 0	1942	1 0 0	2 2 0	0 3 1
2000	2 4 0	0 5 0	0 0 0	1941	0 1 0	2 4 0	2 1 0
1999	1 5 0	0 5 0	0 0 0	1940	3 0 1	2 2 0	2 0 0
1998	1 5 0	0 5 0	0 0 0	1939	2 1 0	1 2 1	3 0 0
1997	0 5 0	0 6 0	0 0 0	1938	3 0 1	3 1 1	0 0 2
1996	2 3 0	1 5 0	0 0 0	1937	2 3 0	2 1 0	1 1 0
1995	3 2 0	1 4 0	0 1 0	1936	3 0 0	3 3 0	0 1 0
1994	0 5 0	1 4 0	0 1 0	1935	0 4 0	1 2 1	1 1 0
1993	1 3 0	0 6 0	0 1 0	1934	0 2 0	0 5 0	1 1 0
1992	3 2 0	0 5 0	0 1 0	1933	1 1 0	1 4 0	0 2 1
1991	3 2 0	1 4 0	0 1 0	1932	2 3 0	0 2 0	0 3 0
1990	3 2 0	1 4 0	0 1 0	1931	1 2 1	1 2 0	1 2 0
1989	2 3 0	0 5 1	0 0 0	1930	3 2 0	0 2 0	0 2 0
1988	2 3 0	0 5 0	0 1 0	1929	3 1 0	2 1 0	3 0 0
1987	3 2 0	1 4 0	0 1 0	1928	4 1 1	0 1 0	1 1 1
1986	0 4 0	1 6 0	0 0 0	1927	4 0 0	1 2 0	1 2 0
1985	3 1 1	0 6 0	0 0 0	1926	2 2 0	0 2 0	3 1 0
1984	1 3 0	0 5 0	0 1 0	1925	4 0 0	0 2 0	2 2 0
1983	2 4 0	0 5 0	0 0 0	1924	4 0 0	1 3 0	1 0 1
1982	3 1 0	1 4 0	1 1 0	1923	5 0 0	2 1 0	2 0 0
1981	2 2 0	3 1 1	1 0 0	1922	3 0 0	3 0 0	1 2 0
1980	1 2 1	2 4 0	0 1 0	1921	3 1 0	0 2 1	0 2 0
1979	4 1 1	2 3 0	0 0 0	1920	3 0 0	3 0 0	3 0 0
1978	1 4 0	1 4 0	1 0 0	1919	2 0 0	1 1 0	3 1 0
1977	5 0 0	2 4 0	0 0 0	1918	1 0 0	0 2 0	0 1 0
1976	2 2 0	2 2 0	1 1 0	1917	4 0 1	0 1 0	0 3 0
1975	1 3 0	2 4 0	0 1 0	1916	3 2 0	0 2 0	1 1 0
1974	4 0 0	2 4 0	1 0 0	1915	5 0 0	0 1 0	1 1 1
1973	2 1 0	1 7 0	0 0 0	1914	4 0 0	0 1 0	0 3 0
1972	1 3 0	1 6 0	0 0 0	1913	6 0 1	0 1 0	1 0 1
1971	1 2 0	0 7 0	0 1 0	1912	4 1 0	3 0 0	0 0 0
1970	1 2 0	0 7 0	0 1 0	1911	5 0 0	0 1 0	2 0 0
1969	0 2 0	0 6 0	0 2 0	1910	3 0 1	0 3 0	0 0 0
1968	0 2 0	1 5 0	0 2 0	1909	3 1 0	0 1 0	1 1 0
1967	2 1 0	2 2 0	2 1 0	1908	3 1 0	0 0 0	0 1 0
1966	0 2 0	2 4 0	0 2 0	1907	5 0 0	0 1 0	0 2 0
1965	2 0 0	1 6 0	0 1 0	1906	4 2 0	0 2 0	0 0 0
1964	1 1 0	0 6 0	0 2 0	1905	2 2 1	0 1 0	0 2 0
1963	2 0 0	1 2 2	0 3 0	1904	3 2 0	0 2 0	0 1 0
1962	2 0 0	2 4 0	2 0 0	1903	2 0 0	0 0 0	0 1 0
1961	0 1 0	5 2 0	1 1 0	1902	3 0 1	0 1 0	0 2 0
1960	2 0 0	5 1 1	0 1 0	1901	3 0 0	1 1 0	0 2 0
1959	2 0 0	3 1 0	3 0 1	1900	2 0 2	1 0 0	1 1 0
1958	2 0 0	3 1 0	1 1 2	1899	1 0 0	0 0 0	0 0 0
1957	2 0 0	5 0 1	2 0 0	1898	3 0 0	1 1 0	0 1 0
1956	0 1 0	2 4 1	1 1 0	1897	2 0 0	1 1 0	0 1 0
1955	0 2 0	1 4 0	0 3 0	1896	3 1 0	0 1 0	0 2 0
1954	1 1 0	2 2 0	1 3 0	1895	3 0 0	1 0 0	1 1 0
1953	1 1 0	2 4 0	2 0 0	1894	5 0 0	0 0 0	1 0 0
1952	2 0 0	1 2 1	0 4 0	1893	3 1 0	0 0 0	0 0 0
1951	2 0 0	4 3 0	1 0 0	1892	4 0 1	0 0 0	0 0 0
1950	1 1 0	3 3 0	2 0 0	1891	2 0 0	1 0 1	0 0 0
1949	1 1 0	0 3 0	2 1 1				
1948	3 0 0	2 2 0	1 1 0				
1947	2 1 0	0 4 1	1 0 0				
1946	3 0 0	1 3 1	0 2 0				

**Home Record:** 254-154-15  
**Away Record:** 120-310-15  
**Neutral Field Record:** 70-109-12  
**Overall Record:** 444-578-42

**Winning Percentage:** .618  
**Winning Percentage:** .287  
**Winning Percentage:** .398  
**Winning Percentage:** .437

# LETTER MEN (1950-2004)

## A-A-A-A

Jerry Acuff, 1969-70  
 John Adamez, 1986-88  
 Joe Adeebe, 1950  
 Anthony Agostinelli, 1980-83  
 Jeff Akers, 1997, 1999  
 Floyd Allen, 1878-81  
 Will Alley, 1998-2000  
 Mike Alston, 1976-79  
 Kellam Ames, 1984  
 Granville Amos, 1962-64  
 Rudy Amos, 1961-62  
 Bill Anderson, 1952  
 Mel Anderson, 1958  
 Marlon Anderson, 1992-95  
 Andy Andrews, 1989-91  
 Mike Andriunas, 2001  
 Fred Anon, 1950  
 Leslie Apedoe, 1999  
 Frank Arbruzzese, 1966  
 Dewayne Arkadie, 1989-93  
 Butch Armstead, 1959-61  
 Jason Armstead, 1998-2001  
 Greg Arnett, 1974-77  
 Joe Arnold, 1973-76  
 Bill Ator, 1988-89  
 Mark Austin, 1995  
 Jeff Ax, 1985

## B-B-B-B

Steve Bader, 1981  
 Brett Badgett, 1994  
 Lee Badgett, 1958-60  
 Bill Bailey, 1974  
 Jim Bailey, 1969-71  
 Barry Baker, 1973  
 Jack Baker, 1994  
 Curt Baldwin, 1986  
 Todd Baldwin, 2002-04  
 Bob Ball, 1970-72  
 Barry Ballard, 1981  
 Steve Ballowe, 1969  
 John Bangley, 1979  
 Fred Barber, 1993  
 Keith Barber, 1976-77  
 Keith Barfield, 1973  
 Lee Barnes, 1966-68  
 Jeff Barnes, 1987-89  
 Marcus Barnes, 2002-04  
 Jason Barnett, 1992-93  
 Chris Barnwell, 1988  
 William Barringer, 1989  
 Brent Barth, 1999-2002  
 Don Basham, 1956  
 Stan Bass, 1981-82  
 Richard Bates, 1977-78  
 Terry Batts, 1992  
 Tom Baur, 1972  
 Truman Baxter, 1957-58  
 Biff Beale, 1988, 1990  
 Chuck Beale, 1961-63  
 Jabarr Bean, 1994-97  
 Jack Beason, 1995-96  
 Greg Beck, 1976-77  
 Austin Beckham, 1981-83  
 Foster Beeker, 1996  
 Bob Beerbower, 1971  
 Vern Beitzel, 1970-71  
 John Bell, 1999-2002  
 Mike Bellamy, 1977-79  
 Walt Bellamy, 1977-79  
 Joe Benda, 1977-78  
 Charles Bennett, 1996-98  
 Jeff Berkley, 1994  
 Kirby Bernick, 1950  
 Bob Biddle, 1966-68  
 Cliff Biram, 1972-73  
 Rick Biram, 1973  
 Charlie Bishop, 1966-67  
 Brandon Bissell, 1995-97  
 Bill Black, 1961-63  
 Mark Black, 1985  
 Eddie Blair, 1969-71  
 Ozzie Blecher, 1981  
 Andy Boardman, 1976  
 Larry Boese, 1964-65

Bill Boland, 1970-71  
 Clinton Bond, 1998  
 Ron Bongiovanni, 1972-74  
 Tommy Bonnett, 1950-52  
 Bob Bookmiller, 1976-78  
 Ross Booth, 1998-99, 2001, 2004  
 Mark Bornhorst, 1982-84  
 Jerry Borst, 1955-58  
 Mac Bowman, 1970-72  
 William Bowman, 1984  
 A.S. Boxley, 1951, 1953  
 John Boyd, 1961-62  
 Tom Boyer, 1996-99  
 Danny Bradach, 1973-76  
 Mike Bradley, 1999-2002  
 Art Brandriff, 1957-58  
 Adam Brankamp, 2000-01, 2004  
 Fritz Braunlich, 1986  
 Keith Braxton, 1993-996  
 David Brazier, 1989  
 James Breckinridge, 1964-66  
 Steve Breeding, 1969-71  
 Shawn Breen, 1999  
 Bill Brehaney, 1951-52  
 Trent Bridges, 1983-86  
 Jason Brinkmoeller, 2002  
 Mark Bristol, 1985-87  
 Jay Brock, 1982  
 Cabell Brockman, 1997-98  
 Hal Brodie, 1971-72  
 George Brooks, 1970-72  
 Ray Brooks, 1973-75  
 Travis Brooks, 1998  
 Jamie Browder, 1965  
 Dave Brown, 1986-88  
 Frank Brown, 1980  
 Jeff Brown, 1984  
 Jim Brown, 1975  
 J.R. Brown, 1997  
 Marcus Brown, 2004  
 Rick Brown, 1989  
 Robert Brown, 2004  
 Sam Brown, 2000-03  
 Steve Brown, 1999-2000  
 Tony Browne, 1998-2001  
 Henry Bruno, 1971  
 William Bruant, 1966  
 John Buchanan, 1994  
 John Budde, 1978-80  
 Glen Buck, 1989  
 David Budlong, 1995-98  
 Chris Bunn, 1986-87  
 Zohn Burden, 2002-04  
 Jim Burg, 1965-67  
 Robert Burns, 1984-86  
 Keith Burwell, 1992-93  
 Scott Burris, 1996-98  
 Tom Burt, 1972  
 Truman Baxter, 1957-58  
 Biff Beale, 1988, 1990  
 Chuck Beale, 1961-63  
 Jabarr Bean, 1994-97  
 Jack Beason, 1995-96  
 Greg Beck, 1976-77  
 Austin Beckham, 1981-83  
 Foster Beeker, 1996  
 Bob Beerbower, 1971  
 Vern Beitzel, 1970-71  
 John Bell, 1999-2002  
 Mike Bellamy, 1977-79  
 Walt Bellamy, 1977-79  
 Joe Benda, 1977-78  
 Charles Bennett, 1996-98  
 Jeff Berkley, 1994  
 Kirby Bernick, 1950  
 Bob Biddle, 1966-68  
 Cliff Biram, 1972-73  
 Rick Biram, 1973  
 Charlie Bishop, 1966-67  
 Brandon Bissell, 1995-97  
 Bill Black, 1961-63  
 Mark Black, 1985  
 Eddie Blair, 1969-71  
 Ozzie Blecher, 1981  
 Andy Boardman, 1976  
 Larry Boese, 1964-65

## C-C-C-C

Alonzo Cabell, 1990-92  
 Mark Cager, 1986-89  
 Don Caldwell, 1979  
 Randy Campbell, 1959-61  
 Tom Campbell, 1967-69  
 Martin Caples, 1958-60  
 Thomas Carboni, 1981-83  
 Skip Carleton, 1999-2002  
 Greg Carlson, 2001-02  
 Paul Carlton, 1950-52  
 Lorenzo Carpenter, 1989-92  
 Ward Carr, 1968  
 Al Carter, 1988, 90  
 Brett Carter, 1988  
 Linwood Carter, 1965  
 Scott Carter, 1981, 83  
 Troy Carter, 1952-53  
 Hunt Cary, 1991-92  
 Dan Casarotti, 1990-91  
 David Casteel, 2000-02  
 Ryan Cates, 1998-2001  
 Christopher Caudill, 1982  
 John Caufield, 1970

## D-D-D-D

Gene Cauthen, 1998-2001  
 Walt Chalkley, 1971  
 Bruce Chambers, 1970-72  
 Cale Christensen, 1994-97  
 John Candler, 1959-61  
 John Chapla, 1965-66  
 Robbie Chenault, 1997-99  
 John Chicoli, 1986  
 John Chisholm, 2000  
 George Chumbley, 1950-52  
 Chris Clark, 1984-87  
 Jeff Clark, 1992  
 Jordan Clark, 1994, 1996-98  
 Melvin Clark, 1973  
 Robby Clark, 1975-78  
 Robert Clark, 1990-93  
 Stillman Clark, 1999-2000  
 Troy Clark, 1985-87  
 James Clarke, 1966  
 Phil Clayton, 1970  
 Adrian Cmerek, 2002-04  
 Barry Coceano, 1981-83  
 Jerry Codutti, 1972-75  
 Clifton Coger, 1984-86  
 Bernie Colacicco, 1983, 1985  
 Charlie Cole, 1961-63  
 Mike Cole, 1971-73  
 Tommy Cole, 1976  
 Jimmy Coley, 1950  
 Matt Coley, 1994-97  
 Jud Collier, 1969  
 Nick Collins, 1976-78  
 Ray Collins, 1952, 1954  
 Alvin Comer, 1983-85  
 Mike Conaway, 1973, 1976  
 Steve Conlan, 1970  
 Ian Connor, 1989  
 Tony Conques, 1971  
 Mark Conway, 1969-70  
 James Cook, 1982  
 Kelly Cook, 1994-97  
 Michael Cook, 1983  
 Bobby Cooper, 1954  
 Bob Copty, 1967-68  
 Tim Cordle, 1978  
 William Corn, 1980-82  
 Alex Correll, 2002-04  
 Joe Corsaro, 1977-78  
 Torre Costin, 1994  
 Ben Cottrell, 1980  
 Charles Coulson, 1951  
 Scott Council, 1988-91  
 Craig Cox, 1976-79  
 Tim Cox, 1977-79  
 Monty Craft, 1989  
 Bruce Crawford, 1972-72  
 Travis Crittenden, 2002  
 John Cross, 1991-93  
 Jason Crowder, 1994-97  
 Donnie Cumberland, 1973  
 Don Dupit, 1969-70  
 Tom Curran, 1995-97  
 Andre Curtis, 1995-98  
 Bill Currence, 1964  
 Gene Cury, 1952

## E-E-E-E

Kevin Daigh, 1969-71  
 Bobby Dale, 1956-58  
 Bryan Dalton, 1998  
 Jim Daly, 1983-85  
 Tom Daniel, 1958-59  
 Sam Daniels, 1993-94  
 David Darden, 1988  
 Louis Darden, 1978-80  
 Eric Davidson, 1989-90  
 Bill Davis, 1961-63  
 Chip Davis, 1974, 1976  
 Conrad Davis, 1961-63  
 Craig Davis, 1989  
 James Davis, 1989-90  
 Joey Davis, 1991  
 Robert Davis, 1984-85  
 Benny Day, 1956-57  
 Chip DeCarli, 1975-76  
 Bruce DeGroot, 1972

## F-F-F-F

Frank DeLaine, 1973-75  
 Andy Dearnan, 1972-74  
 Daryl Deke, 1981  
 Cal Depew, 1968  
 D.J. Derenzo, 1986  
 Bill Dermott, 1965  
 John Devlin, 1991-94  
 John Diehl, 1983  
 Erich Diehl, 1985-87  
 Chuck Dinninger, 1950-52  
 Tivris Dixon, 1995-97  
 John Dodge, 1981  
 Pat Donahue, 1984  
 Tom Dooley, 1955  
 Chris Doss, 1991-93  
 Justin Douglas, 1996-98  
 Tony Douglas, 1988-1990  
 Matt Dowler, 2002-04  
 Lou Drake, 1953  
 Robert Draper, 1985  
 Peter Dreisbach, 2003  
 Steve Dudek, 1992-93  
 Mike Dugan, 1971-72  
 Tom Dumouchelle, 1988  
 Brian Duncan, 2003-04  
 Ed Duncan, 1960  
 J.R. Dunkley, 1960-61  
 Leslie Dunnville, 1979-81  
 Andrew Dunnington, 1992-94  
 Wyatt Durette, 1959-60  
 John Durr, 1969-71  
 Walt Duryea, 1963  
 Howard Dyer, 1958-60

## G-G-G-G

Tommy Earle, 1977-79  
 Frank Easterly, 1966-68  
 Kris Edelman, 1991-92  
 Mike Eden, 1978-81  
 Heath Edmiston, 1994-97  
 Mike Edwards, 1993-95  
 Jerry Eggleston, 1950  
 Claud Eley, 1950-51  
 Greg Ellen, 1994-97  
 Hill Ellett, 1964-66  
 David Ellington, 1969-70  
 Billy Elmore, 1955-56  
 John Engels, 1956-58  
 Eric Enslley, 1993  
 Dick Enterline, 1982-84  
 Greg Evans, 1957-59  
 Nick Evanusich, 1955-57

## H-H-H-H

Jon Fabyonic, 1992-94  
 John Falzone, 1965-66  
 Lou Farmer, 1955-56  
 Tony Farry, 1972-74  
 Martin Fedenko, 1977-79  
 Greg Fedor, 1997-2000  
 Neal Fealy, 1983-84  
 Dick Fencel, 1953-54  
 Demond Ferebee, 1993-94, 96  
 Tom Ferguson, 1974-77  
 Thomas Felvey, 1950, 1952  
 Doug Finlayson, 1970  
 Al Florini, 1963  
 Martin Fisher, 1957  
 Rusty Fitzgerald, 1963-65  
 Jason Fletcher, 1996  
 W.F. Flood, 1970  
 Raymond Flowers, 1989-92  
 Mike Foesch, 1990-91  
 Mike Foley, 1951-54  
 Wade Foltz, 1979-81  
 Lee Foresman, 1976  
 Jimmy Foster, 1955  
 Wes Foster, 1955  
 Andy Fox, 1996-97  
 John Fox, 2003-04  
 Vicheal Foxx, 2002-03  
 Paul Fraim, 1968-70  
 Joe France, 1987  
 John Frankberger, 1950-51  
 Bob Franks, 1971-73  
 Mike Freeman, 1975-77

## I-I-I-I

Todd Freiwald, 1985-87  
 Tim Friece, 1998, 2000  
 Dan Fritz, 1979-80  
 Brian Froehlich, 1990, 1992-93  
 Teray Frost, 1997-2000  
 Bill Fuller, 1986  
 Keith Fuller, 1991  
 Glen Furr, 1972-74

## J-J-J-J

Pedro Garcia, 1998-99, 2001-02  
 Johnny Garnett, 1974-77  
 Jay Garrett, 1998-2000  
 Robert Gay, 1992-93  
 Tony Gentile, 1966-68  
 Ralph George, 1973-76  
 Andre Gibson, 1975-77  
 Joey Gibson, 1999-2002  
 Johnny Gilbert, 1952  
 Rick Gilbert, 1978-79  
 Don Giles, 1962-63  
 Jim Sam Gillespie, 1957-58  
 Jim Sam Gillespie III, 1992  
 Jeff Gillette, 1994  
 Chris Gilliland, 2004  
 Ed Glackin, 1973-76  
 Chal Glenn, 1979  
 Brian Gliba, 1993-95  
 Kim Glidewell, 1973-76  
 Dutch Goddard, 1974-77  
 Geoff Goff, 1991-94  
 Terrell Golden, 2004  
 Jose Gomez, 1977-78  
 Tim Gompers, 1974-75, 1977  
 Steve Gout, 1969  
 Weir Goodwin, 1950-51  
 Teddy Gottwald, 1979-82  
 Erwin Grabisna, 1984  
 Bill Graf, 1950  
 Keith Graham, 1999-2002  
 Bo Grant, 1974-76  
 Mark Graybill, 1960-61  
 Anthony Green, 1976, 1978  
 Titus Green, 2001, 2003  
 J.C. Gregory, 1986  
 John Griffin, 1965, 1967-68  
 Marcus Griffin, 1995  
 Rick Griffith, 1969-70  
 Bill Grigg, 1978, 1980-81  
 Dan Griles, 1992-94  
 Jay Grumbling, 1950-51  
 Marvin Gundy, 1993  
 Bill Guy, 1952-53

## K-K-K-K

Bob Habasevich, 1966-68  
 Bill Haberlein, 1958-60  
 Rusty Hale, 1989-91  
 Eric Hall, 2003-04  
 John Hall, 1970-72  
 Mike Hall, 1979-81  
 Tom Halliday, 1967, 1969  
 Tony Hamilton, 1976-78  
 Phil Hamric, 1959  
 Steve Harrington, 1966-68  
 Grant Harris, 2003-04  
 Greg Harris, 1993-96  
 Mike Harris, 1995-98  
 Noel Harris, 1978  
 Ryan Harris, 2004  
 Eric Harrison, 1987-88, 1990  
 James Harrison, 1983  
 Eric Hart, 1962-64  
 Leon Hartless, 1960  
 Thomas Haskins, 1993-96  
 Mike Hatfield, 1980  
 Bruce Hauck, 1983  
 Taylor Hay, 1950  
 Wade Hawkins, 1987-90  
 Mike Hayes, 1997  
 Tim Hayes, 1988-89  
 Daryl Haymon, 1999-2000  
 Willard Hays, 1950  
 Tom Hedge, 1950  
 Stewart Heishman, 1984-85  
 Mark Hennigan, 1989

## L-L-L-L

Gabe Hensley, 1999-2000  
 Wayne Hepler, 1969-70  
 Paul Hebert, 1965-67  
 John Herrin, 1998  
 Jack Herzog, 2003-04  
 Jake Hickman, 1994-97  
 Jack Hill, 1950  
 Ron Hill, 1993, 1995-97  
 John Hince, 1966-67  
 Doug Hines, 1973-75  
 Blake Hippensteil, 1981-83  
 John Hobbs, 1973-76  
 Bob Hockley, 1967-69  
 Bill Hoehl, 1960-61  
 Chris Hoffman, 1990  
 Kelly Holbert, 1990-92  
 Christian Holland, 1951  
 Richard Holland, 1997, 99-2000  
 Colby Hollingsworth, 2003-04  
 Ray Holloway, 2004  
 Rod Hollowell, 1960  
 Avi Hopkins, 1995-97  
 Sam Horner, 1957-59  
 Butch Hostetter, 1977-80  
 Charles Houk, 1995-97  
 Tommy Howell, 1970  
 Craig Hubbard, 1999-2001  
 Jeff Hubbard, 1992-94  
 Jim Hubbard, 1987-89  
 Paul Hudson, 1950-51  
 Justin Huggard, 2002-04  
 Kamau Hull, 2001, 2003-04  
 Michael Hulyo, 1981-84  
 Jay Hunt, 1997-98  
 Scott Hunter, 1985  
 Larry Hupertz, 1977-79  
 Joe Hurley, 1986-88  
 Eric Hutchings, 1973-76  
 Myles Hutchinson, 1951

## M-M-M-M

George Inge, 1988-90  
 Tom Inge, 1959  
 Jim Ingram, 1970-71  
 Mike Inteso, 1987  
 Richard Irby, 1964, 1966  
 Garland Isaacs 1972, 1974  
 Steve Isola, 1991  
 Gordon Ivascu, 1980

## N-N-N-N

Carl Jackson, 1978  
 Darrius Jackson, 1994, 1996-98  
 Nathaniel Jackson, 2004  
 P.J. Jackson, 1998-2000  
 Oliver James, 1979-80  
 Raleigh James, 1972  
 Paul Janshego, 1954-55  
 Greg Jarvis, 1987  
 Tony Jaworski, 1970-71  
 Butch Jennings, 1990-91  
 Mike Jesensky, 1979  
 Thomas Jewett, 1980-82  
 Andre Johnson, 1992-94  
 Arturo Johnson, 1987  
 Chris Johnson, 1986  
 Christian Johnson, 2003-04  
 Derrick Johnson, 1983-86  
 Deshawn Johnson, 1994-96  
 John Paul Johnson, 1955  
 Marlon Johnson, 1995  
 Pete Johnson, 1956-58  
 Spike Johnson, 1992-93  
 William Johnson, 1973  
 Curtis Johnston, 1980-81  
 Donnie Johnston, 2002-04  
 Duke Johnston, 1956-57  
 Bob Jones, 1970  
 Cory Jones, 1990  
 Craig Jones, 1976-79  
 Glenn Jones, 1974-77  
 Hugh Jones, 1964-65  
 Robby Jones, 1977-79  
 Royce Jones, 1952-54  
 Stephone Jones, 1983-85  
 Stinson Jones, 1958-61

KEY DETS

Toby Jones, 1981-83  
Bobby Jordan, 1954-57  
Brian Jordan, 1990-92

#### K-K-K-K-K

Vic Kane, 1991-92  
Carl Kasko, 1956-58  
Rick Kastleberg, 1973  
Verne Keefer, 1975  
Chris Keever, 1989-91  
Jehan Keitt, 2003  
Mike Kemp, 1987-89  
Yerry Kenneally, 1970  
Don Kern, 1959-60  
Rick Killmeyer, 1992-94  
Scott Kimball, 1983  
Mike Kimberly, 1989  
Randy Kinsey, 1970  
Robert Knislow, 1951  
Michael Kirk, 2000-03  
Ted Kirk, 1969-71  
Bill Kirkland, 1957-78  
Bruce Kitchen, 1979  
Karl Kinar, 1951-53  
Wes Kite, 2000, 2002  
Matthew Kluk, 1999-2002  
Don Komara, 1980-81  
Ken Kovac, 1986  
Travis Kraft, 1994  
Andy Kratt, 1996  
Jerry Kress, 1954  
Steve Krickovic, 1985-86  
Terr Kump, 1967-68  
Tom Kurkoski, 1957-59

#### L-L-L-L-L

Bob LaPosta, 1965  
Frank Ladson, 1982-83  
Darian Lafferty, 1999-2001  
Jim Lambert, 1965  
Mark Lambert, 1975-77  
Pete Lampman, 1986-88  
Butch Land, 1962  
John Landry, 1970-72  
Jack Landry, 1950-52  
Jay Lasek, 1980-82  
Bo Lassiter, 1989-90  
John Lauerman, 1950  
Charlie Lavery, 1952-55  
Brad Lawrence, 1988  
Steve Lawrence, 1975  
David Lawson, 1993  
Mark Layne, 1978-80  
Carl LeBourdais, 1954-56  
Bill Leck, 1950  
Mike Ledford, 1992-93  
Jerry Ledlow, 1985  
Bob Lee, 1964  
John Lee, 1984  
Tommy Leemon, 1969  
Ken Lemgu, 1959-61  
Bob Leighty, 1950-51  
Brian Lengvarsky, 1997-99  
Al Lester, 1994-97  
Bruce Leve, 1962  
Cornell Lewis, 1995-97  
Charlie Liesfield, 2003-04  
Scott Lipscomb, 1980-83  
Tommy Lloyd, 2004  
Bob Lockridge, 1968-70  
Dickie Lockridge, 1979  
Jimmy Lofton, 1972-75  
John Long, 1981-84  
Chip Louthan, 1974  
Howie Lowden, 1994-96  
Jack Lowden, 1950  
Neil Lowenstein, 1982-84  
John Ludt, 1967-69  
Allan Lunsford, 1989-90  
Frank Lumpkin, 1978  
Rich Lykins, 1970  
Dan Lyle, 1989-92  
Josh Lyons, 2001-04  
Dick Lyons, 1952, 1954-55

#### M-M-M-M-M

Travis Mabrey, 1987-89  
James MacDonald, 1950-51  
Gary Mackey, 1966-68  
Mike Maguigan, 1966, 1968  
Michael Mahoney, 1966  
Abey Malave-Lopez, 2000-02, '04  
Brian Malast, 2000, 2002-03  
Mike Maleski, 2002-04  
Jimmy Mallis, 1986  
Thomas Manning, 1984  
Cameron Manuel, 1979  
Johnny Mapp, 1951-53  
Ted Mariani, 1951-52  
Alvin Markhand, 1950-51  
Chuck Marks, 1967-68  
Dan Martin, 1980-82  
Dave Martin, 1955  
Curtis Mason, 1989-92  
Robert Mason, 2002-04

Art Massaro, 1982-84  
Kevin Massenburo, 1982  
Bland Mastie, 1976  
Gabe Mastrobuno, 1977-80  
Kip Mattis, 1987  
Rick Mattoso, 1995  
Lawrence Mauck, 1976  
Matt Maxey, 1999-2002  
Jonathan Mayo, 1992-94  
Mike Mayo, 1984-87  
Pete Mazik, 1962-63  
Anthony Mazza, 1951  
Jim McCallum, 1952  
Chuck McCarthy, 1984  
Pat McCarthy, 1977-79  
Tom McCarthy, 1982-85  
Travis McDaniell, 1991-93  
Pat McDowell, 1997, 2000  
Jim McFalls, 1955-58  
Dick McFarlin, 1950  
Bill McGarrah, 1984, 86-87  
Matt McGonagle, 2004  
William McGowan, 1966  
Dan McGrew, 1986-88  
Anthony McIntosh, 1985-88  
Mark McIntyre, 1972-73  
Steve McKenna, 1976-77, 1979  
Harry McKnight, 1972-74  
Jeff McLean, 1976-78  
Mark McLean, 1977-78  
Chuck McLennan, 1955-56  
LaShae McMillan, 2004  
Bryant McMillan, 1991-92  
Terrence McMillan, 1988  
Richard McMin, 1990  
Gary McNeal, 1955-56  
Bobby McQueen, 1973-76  
Graham McPherson, 1995-98  
Chris Meacham, 1990-93  
Ricky Mears, 1987-88  
Turner Mebane, 1989-90  
Dennis Merklinger, 1960-61  
Ted Mervosh, 1964-66  
Matt Metheny, 1988-90  
Tom Mihalik, 1973-76  
Ned Mikula, 1968, 1970  
Dave Miles, 1973-75  
Bill Miller, 1952-55  
Brad Miller, 2003-04  
Scott Miller, 1969-70  
Malacki Mills, 1981-82  
John Milstead, 1990-92  
Marcus Mines, 1989-92  
Claiborne Minor, 1964-66  
Gil Minor, 1960-62  
Rick Minor, 1969  
Terry Minor, 1993-96  
Kirk Minton, 1973  
Aaron Mitchell, 1998, 2000  
Bobby Mitchell, 1982-83  
John Mitchell, 1982-83  
Kevin Mitchell, 1982-83  
Sidney Mitchner, 1992-94  
Rob Mittelstadt, 1999  
Sean Mizzer, 2002-04  
Bob Modarelli, 1960-62  
Matt Modarelli, 1993  
Jose Mojica, 1996-97  
Justin Mollo, 1995-96  
Dan Monahan, 1984-85  
Kirk Monteleone, 2003-04  
Joe Moody, 1954-56  
Lee Moon, 1967, 1969  
Alan Moore, 1966  
Pat Moore, 1971  
Ronnie Moore, 1972-75  
Sean Moore, 2002-03  
Joe Morabit, 1959  
Allen Morgan, 1972-74  
Jeff Morgan, 1976-79  
Johnny Morgan, 1953-54  
Mike Morgan, 1990-92  
Pat Morrison, 1959-61  
Chris Morris, 1999-2000  
John Morton, 1973  
Howard Moss, 1957-59  
Kenny Moseley, 1999, 2001  
Sam Moultrie, 1972  
Bill Mowll, 1962  
Deffy Mubangu, 1997-99, 2001  
Doug Muirfield, 1970-71  
Mike Muller, 1978  
Kerry Mullin, 1976  
Mark Mulrooney, 1962-63  
Camillus Musselman, 1990-93  
Daniel Murphy, 1984  
Calvin Murray, 1980-82  
Hershel Murray, 1959  
Larry Murray, 1988  
Tom Myers, 1962-63

#### N-N-N-N-N

Tom Napier, 1970-72  
Steel Nardozi, 2003-04  
Joe Naselli, 1966-68

Derek Neal, 2000  
Bill Nebraska, 1955-58  
Mike Necessary, 1983-85  
Chad Neely, 1994-95  
Ed Negro, 1977-78  
Roger Nerone, 1965  
Dan Newcomer, 1973-74  
Jay Newcomer, 1972-74  
Doug Nichols, 1970-71  
Richard Nickel, 1963  
John Noon, 1970  
Ronnie Norman, 1972-74  
Mike North, 1969-70  
Todd Northrop, 1987-89  
Butch Nunnally, 1961-63

#### O-O-O-O-O

Robert Oaks, 2003-04  
Jimmy O'Dell, 1958-59  
John O'Donnell, 1967  
Tim O'Neil, 1952  
George O'Neill, 1956, 1958  
Steve Oddi, 1974-77  
Dale Ogg, 1976-78  
Frank Oliver, 1965-66  
Mike Ondos, 1958-59  
John Orrison, 1966  
Bob Oser, 1978-79  
Greg Otley, 1984-86  
Bob Owen, 1950  
Hunt Ozmer, 1975

#### P-P-P-P-P

Steve Palmer, 1983-84  
Steve Pancham, 1983-85  
Brian Pannell, 1986, 1988-89  
Mark Pappas, 1981-82  
Jon Pardew, 1990-91  
Darius Parker, 1996-99  
Rick Parker, 1964  
Tom Parker, 1972-73  
Lance Parnell, 1990-91  
Kenneth Parns, 1966  
John Parrott, 1984-87  
Ed Patnesky, 1962  
Maury Pauling, 2002-03  
Ken Patrick, 1959-60  
Mike Patterson, 1963-64  
Jeff Paul, 1989  
William Paulette, 1968  
Maury Pauling, 2001-04  
Joe Paustenbaugh, 1978  
Ed Pearson, 1996, 2000  
Binnie Peay, 1961  
Clark Peele, 1971  
Mike Perfetti, 1989-92  
Chris Perry, 2004  
Gary Persinger, 1979-81  
Adam Peters, 2003-04  
Dave Petka, 1986-89  
Neal Petree, 1950-51  
William Pfeiffer, 1978  
Ambrose Phillips, 1983-85  
Richard Phillips, 1962-64  
Dan Phlegar, 1963-65  
Damon Pinerio, 1994  
Charles Plageman, 1986-89  
DeAngello Plather, 2000-02  
Eric Plogger, 1991-92  
Wesley Poff, 1990  
David Polidaki, 2000-01, 03-04  
Bob Polk, 1960  
John Portasik, 1950-51  
Fred Poss, 1952-53  
Rives Potts, 1970  
Bill Powell, 1958-60  
Joseph Powell, 1951  
Bill Powers, 1986-87  
Eugene Pribila, 1990-93  
Gary Price, 2002-04  
J.W. Price, 1961  
Brett Prillaman, 1998-2001  
Matt Prokop, 1999-2000  
Mark Pruden, 1982  
Wayne Purcell, 1987-90  
John Puvogel, 2000-01, 2003-04  
Allan Pyke, 1973-75  
Dave Pyle, 1976-77

#### Q-Q-Q-Q-Q

Bo Quattrone, 1987-89  
Russ Quay, 1967  
John Quinn, 1959  
Brian Quisenberry, 1978-80  
Henry Quisenberry, 1950-51

#### R-R-R-R-R

Kelly Raber, 1981-82  
Bob Rader, 1955-57  
Eric Radford, 1973-76  
Jim Radle, 1982-84  
Tom Radle, 1980-81  
Paul Raitz, 1987  
Bill Ralph, 1951-53  
Glen Ralston, 1983

George Ramer, 1951-53  
Pete Ramsey, 1969-71  
Robert Randolph, 1965-66  
Richard Rankin, 1965-66  
Jacob Ratchford, 2001  
Sam Ratcliffe, 1973  
Steve Ray, 1970  
Kevin Reardon, 1991-93  
Dave Redman, 1984-85  
Adam Reel, 2004  
Andy Reel, 2001-02  
Bill Reel, 1962, 1964  
Ken Reed, 1960-62  
Greg Reese, 1998  
Ron Reimman, 1984  
Don Reisch, 1970-71  
Tom Replogle, 1974-77  
Erik Reynolds, 1962-68  
Jeff Reynolds, 1974-76  
Jim Reynolds, 1975-77  
Carl Rhodes, 1964-65  
Tom Rhodes, 1964-65, 1967  
Jim Rice, 1980-82  
Oscar Richardson, 1972-74  
John Riding, 1970  
Phil Riggleman, 1985-87  
George Ripley, 1950-51  
Worth Roberts, 1970  
Darryl Robinson, 1980-83  
Doug Robinson, 1988-89, 91-92  
George Robinson, 1950-51  
Joseph Robinson, 1977  
Richard Robinson, 1996  
Bryan Rodriguez, 1999-2001  
Steve Roenker, 1987-89  
Mike Rogers, 1994-97  
Chuck Rogerson, 1983-84  
Louis Rolan, 1979-80  
Victor Rosen, 2004  
Bobby Ross, 1956-58  
Dwayne Ross, 1986-91  
Dan Rothermel, 1974  
Louis Rucker, 1982-83, 85  
Melvin Rucker, 1979-82  
Nick Ruffin, 1956-58  
Chris Rule, 1988-90  
Mark Rumph, 1988-90  
Ray Rushton, 1980-82  
Brian Rychlik, 1992-93

#### S-S-S-S-S

Milt Salter, 1970-72  
Charles Sanders, 1992-93  
Walt Sanders, 1980-81  
Musa Sarki, 2000-03  
P.W. Sarver, 1983-84  
Robert Savage, 1978-80  
Brandon Savochka, 1992-93  
Bob Scaglione, 1983-85  
Tony Scales, 1989-92  
Cliff Schademan, 2004  
Ray Schaper, 1974-77  
Larry Schaudies, 1971-73  
Chip Schelhorn, 1974-75  
Ryan Schelske, 2002  
Bob Schmalzreidt, 1965-67  
Charlie Schmaus, 1966  
Alvin Schmidt, 1989-90  
Dave Schrader, 1969-70  
Andrew Schultz, 1992  
Ben Schultz, 1995, 1997  
Tom Schultze, 1972-73  
Ken Scott, 1958-59  
Derik Screen, 2000-03  
Harry Seigfried, 1976-77  
Nick Servidio, 1952-54  
Matt Sharpe, 2001-03  
Wendell Shay, 1952-53  
Emmy Shedlock, 1965  
Harry Shepherd, 1956-57  
Jon Sherrord, 1993  
Gary Shick, 1972  
Fred Shirley, 1959-61  
Gary Shope, 1970  
Steve Short, 1980-82  
Carl Showalter, 1980-81  
Lou Shuba, 1959-60  
Jim Shumaker, 1961, 1963  
John Shuman, 1976-79  
Joe Siler, 1952-53  
R.C. Simmons, 2001-02, 2004  
Mike Sisler, 1967-69  
Rucker Slater, 1986  
Tom Slater, 1963-65  
Barry Smith, 1980-82  
Clarence Smith, 2002-03  
Fred Smith, 1966-68  
Jack Smith, 1994-95  
Julian Smith, 1967  
Larry Smith, 1966-68  
Reginald Smith, 1981-83  
Terry Smith, 1969  
Tripp Smith, 2001-04  
Charlie Sneed, 1962-64  
T.J. Snelling, 2000-03

#### U-U-U-U-U

Steve Umberger, 1980-82  
Phil Upton, 1972-75

#### V-V-V-V-V

Dick Valentine, 1970-71  
Matt Van Wie, 2002  
Neil Varnado, 1988  
Bill Vaughn, 1950  
Dale Vaughn, 1954-55  
Scott Vaughn, 1983-84  
Ron Vaughns, 1999, 2001-03  
Buster Venable, 1969-70

#### W-W-W-W-W

Randy Wainman, 2004  
Doug Walker, 1961-63  
Eric Walker, 1990, 1992-93

James Walker, 1984  
Buzz Snyder, 1955  
Joe Sokolowski, 1988-90  
Kevin Solomon, 1999-2001  
Allan Soltis, 1976-78  
Brian Southard, 1989-92  
Tom Sowers, 1968  
Tony Spevak, 1995-96  
Murphy Sprinkel, 1968-70  
George St. John, 1951  
Matt Staton, 1995  
Joseph Straffer, 1966  
Paul Staiger, 1973-74  
Bill Stainback, 1967-68  
Ned Stepanovich, 1975-77  
Mark Stephenson, 1992-94  
Marcus Stiltner, 1999-2001  
Lee Stillwell, 1966-68  
Mark Stock, 1985-86, 88  
Joe Straub, 1962-64  
Chris Strock, 1995  
Scott Strong, 1967  
Joe Stump, 1950  
Anthony Sturgill, 1999-2002  
Roger Sturgill, 1983  
Greg Sturz, 2001-03  
Jason Stutts, 1995-96  
Denny Sullivan, 1969-71  
Ty Summers, 1999-2002  
Darrell Summerville, 1994-95  
Robert Susnar, 1986-87  
Ron Swirk, 1955-57  
Keith Sykes, 1986-88

#### T-T-T-T-T

Judd Tabor, 1994  
Mike Talley, 1963, 1965  
Ryan Talley, 1995  
Paul Tate, 1981, 1983  
Don Taylor, 1966-67  
Lionel Taylor, 1986-89  
Dennis Telzrow, 1964-66  
Mike Teubner, 1969-71  
Lloyd Thacker, 1957-58  
Mike Thacker, 1965-67  
Billy Thomas, 1994-97  
Blake Thomas, 1970, 1972  
Rick Thomas, 1969  
Jim Thomaselli, 1970  
Scott Thomasson, 1980-81  
Eric Thompson, 2002  
Maurice Thompson, 1982-84  
Terry Thompson, 1982-84  
Andre Thornton, 1994-97  
Jim Thornton, 1952-54  
Wayne Thornton, 1983  
Dap Tillery, 1987-90  
William Tilling, 1982-84  
Cris Timmons, 1978-80  
Andy Titone, 1986  
Maximilian Toch, 1966  
Lamont Toliver, 1984  
Hugh Tompkins, 1966-68  
Bruce Torbett, 1972-74  
Bill Tornabene, 1961-63  
Jim Toth, 1977  
Richard Townsend, 1972  
Tracy Toye, 1986-88  
Colby Trammell, 1967, 1969  
John Traynham, 1958-61  
Tom Trobridge, 1979-80  
Vince Trombetta, 1951  
Jim True, 1958  
Andy Tucker, 1961-63  
Mike Tucker, 1972  
Terry Tucker, 1992-94  
Todd Tudor, 1980, 1982-83  
Rick Tufaro, 1974-75  
John Turley, 1956  
John Turner, 1963-65  
Leon Turner, 1978  
Robert Turner, 1983  
Mike Tutor, 1993-95  
David Twillie, 1981-84  
David Tyler, 1982-84  
Sam Tyus, 1986

#### Y-Y-Y-Y-Y

Aaron Yarbough, 1997-2000  
Jeff Yates, 1975  
Rocky Yost, 1969-70  
Dan Young, 1984-87

#### Z-Z-Z-Z-Z

Chris Zaleski, 1989  
Warren Zeiders, 1951-52  
Jeff Zeigler, 1989-92  
Ricky Zgol, 1984-86  
Daryoush Ziai, 1984  
Tony Zoetis, 1977-79

# TEAM AWARDS

## Henry Fairfax Ayers '06 Medal

(Given to the Most Valuable Player)

1971 - George Ramsey, III  
1972 - Mac Bowman  
1973 - Eugene Williams  
1974 - Andy Dearman, III  
1975 - Ronnie Moore  
1976 - Kim Glidewell & John Willison, Jr.  
1977 - Glen Jones  
1978 - Robby Clark & Dale Ogg  
1979 - Walt Bellamy & Jeff Morgan  
1980 - Butch Hostetter  
1981 - Floyd Allen  
1982 - Melvin Rucker  
1983 - Anthony Agostinelli  
1984 - Mike Wooten  
1985 - Al Comer  
1986 - Keith Washington  
1987 - Dan Young  
1988 - Mark Stock  
1989 - Charles Plageman  
1990 - Wayne Purcell  
1991 - Dwayne Ross  
1992 - Kelly Holbert  
1993 - Kevin Reardon  
1998 - Andre Curtis  
1999 - Stillman Clark  
2000 - Richard Holland  
2001 - Chris Walsh  
2002 - Joey Gibson  
2003 - Derik Screen  
2004 - Robert Mason

## Harry G. Lee '47 12th Man Award

1989 - Frank Wilder  
1990 - Alvin Schmidt  
1991 - Matt Ankrum  
1992 - Brian Gliba

## J. Smith Ferebee '27 Coaches' Award

1989 - Mark Cager  
1990 - Turner Mebane  
1991 - Mike Perfetti  
1992 - Brian Jordan

## Academic All-American

1976 - Bob Bookmiller (2nd Team)  
1978 - \*Bob Bookmiller (2nd Team)  
- Craig Jones (1st Team)  
1979 - \*Craig Jones (1st Team)  
1983 - David Twillie (2nd Team)  
1984 - David Twillie (1st Team)  
1986 - Dan Young (1st Team)  
1987 - Dan Young (2nd Team)  
1988 - Anthony McIntosh (1st Team)

\*Recipient NCAA Postgraduate scholarship

## Dr. Martin D. Delaney, Jr. '28 Award

(Originally begun as the Award of Honor, it is now given to the Most Improved Football Player.)

1958 - John Engels  
1959 - Marty Caples  
1960 - Not Awarded  
1961 - Dewitt Worrell  
1962 - Not Awarded  
1963 - Not Awarded  
1964 - Richard Phillips  
1965 - Unknown  
1966 - James B. Clarke  
1967-70 - Not Awarded  
1971 - Tom Napier and Walt Chalkley  
1972 - Blake Thomas  
1973 - Cliff Biram  
1974 - Ron Bongiovanni  
1975 - Ray Brooks  
1976 - Ralph George  
1977 - Jim Reynolds  
1978 - Allan Soltis  
1979 - Rick Gilbert  
1980 - Jeff White  
1981 - Ozzie Belcher  
1982 - Dan Martin  
1983 - Frank Ladson  
1984 - Neil Lowenstein  
1985 - Kevin Washington  
1986 - Erich Diehl  
1987 - Phil Riggleman  
1988 - John Adametz  
1989 - Tony Douglas  
1990 - Chris Witts  
1991 - Andy Andrews  
1992 - Robert Gay  
1993 - Robert Gay  
1998 - Darius Parker  
1999 - Matt Kluk  
2000 - Bryan Rodriguez  
2001 - Michael Kirk  
2002 - Musa Sarki  
2003 - Jonathan Wilson  
2004 - Kirk Monteleone

## National Football Foundation Scholar-Athletes

1978 - Bob Bookmiller  
1979 - Craig Jones  
1982 - Teddy Gottwald  
1984 - David Twillie  
1987 - Dan Young  
1988 - Anthony McIntosh  
1989 - Charles Plageman

## Keydets in the NFL

Sam Horner - Washington Redskins (1960-61),  
New York Giants (1962-63)  
Pete Johnson - Chicago Bears(1959)  
Joe Muha - Philadelphia Eagles(1946-50)  
Bosh Pritchard - Philadelphia Eagles (1942,  
1946-51), New York Giants (1951)  
Vince Ragunas - Pittsburgh Steelers(1949)  
Ray Reutt - Pittsburgh-Philadelphia  
Steegles(1943)  
Mark Stock - Pittsburgh Steelers (1989),  
Washington Redskins (1993 & 1994) &  
Indianapolis (1996)  
Bobby Thomason - Los Angeles Rams (1949),  
Green Bay Packers(1951),  
Philadelphia Eagles (1952-57)  
Mike Wooten - Washington Redskins (1987)

## Keydets in Post-Season Play

Floyd Allen, Senior Bowl (1982)  
Lorenzo Carpenter, All-America Classic (1992)  
Andy Dearman, All-American Bowl (1975)  
Howard Dyer, Senior Bowl (1961) &  
All-American Bowl (1961)  
Jay Grumbling, Blue-Gray (1951)  
Weir Goodwin, Blue-Gray (1951)  
Sam Horner, Blue-Gray (1960)  
Jack Hutchinson, Blue-Gray (1948)  
Craig Jones, Hula Bowl (1980)  
Jim McFalls, Senior Bowl (1959)  
Joe Muha, Blue-Gray (1942)  
Bosh Pritchard, Blue-Gray (1941)  
Mark Stock, East-West Shrine (1989) &  
Senior Bowl (1989)  
Paul Shu, Blue-Gray (1939)  
Joe Stump, Blue-Gray (1948)  
Bobby Thomason, Blue-Gray (1948)  
Cameron Thompson, Blue-Gray (1948)  
Gene Williams, All-American Bowl (1974)  
John Willison, All-American Bowl (1977)

**Note:** Some team awards were not given from 1994-98.

# ALUMNI MEMORIAL FIELD

## R E C O R D S

**Best Home Season:** 5-0, 1977

**Most Points Scored by a Team:** 69, VMI vs. Central Florida, 1982

**Biggest Combined Score:** 93, VMI 66 vs. West Virginia Tech 27, Oct. 20, 1990

**Lowest Combined Score:** 3, VMI vs. Richmond (0-3), Sept. 30, 1967

**Longest Run From Scrimmage:** 98, Granville Amos (VMI), vs. William & Mary, Sept. 19, 1964

**Longest Pass Completion:** 94, Mike Pusey - Gerald Harp (Western Carolina), Oct. 28, 1978

**Longest Interception Return:** 70, Justin Huggard (VMI), vs. Charleston Southern, Oct. 11, 2003

**Longest Kickoff Return:** 100 yds, Reggie Evans (Richmond), Sept. 15, 1979; Richard Holland (VMI) vs. Furman, Sept. 23, 2000

**Longest Punt Return:** 89, Ricardo Clark (Marshall) Oct. 27, 1990

**Longest Punt:** 77, Joe Agee (William & Mary), Nov. 8, 1985

**Most Field Goals:** 5, Craig Jones (VMI), vs. William & Mary, Sept. 10, 1977

**Longest Field Goal:** 53, Barrett Way (VMI), Nov. 6, 2004

**Most Individual Yards Rushing:** 277, Thomas Haskins (VMI) vs. The Citadel, Nov. 16, 1996

**Most Individual Yards Passing:** 422, Dave Brown (VMI), vs. Appalachian State, Nov. 15, 1986

**Most Individual Yards Receiving:** 240, David Conklin (William & Mary), Sept. 13, 1997

**Most Individual Yards, Total Offense:** 410, David Rivers (Western Carolina), Oct. 28, 2000

**Most Individual Receptions:** 11, Kwento Ikwuezunma (Chattanooga), Oct. 13, 2001; Aryvea Holmes (Samford), Nov. 17, 2001

**Most Passes Intercepted (Individual):** 3, Marcus Johnson (The Citadel), Nov. 14, 1998; Jim King (The Citadel), Oct. 22, 1970;  
& Kenny Booker (UT-Chattanooga), Oct. 20, 1984

**Most Team Yards Rushing:** 539, Georgia Southern vs. VMI, Oct. 2, 1999

**Fewest Team Yards Rushing:** -3, VMI vs. Marshall, Sept. 24, 1988

**Most Team Yards Passing:** 498, William and Mary vs. VMI, Sept. 13, 1997

**Fewest Team Yards Passing:** 10, VMI vs. Furman, Sept. 14, 1974; & Wofford, Oct. 29, 1988

**Most Team Total Offense:** 688, UT-Chattanooga, Oct. 11, 1980

**Most Combined Total Offense:** 1048, VMI (511) vs. Morehead State (537), Oct. 24, 1998

**Most First Downs:** 36, William & Mary, Oct. 12, 1991

**Most Yards Penalized:** 217, Richmond, Oct. 29, 1983

**Most Passes Intercepted (Team):** 6, Navy, Sept. 15, 1973

**Most Fumbles Lost:** 5, Appalachian State, Sept. 18, 1976 & Furman, Sept. 14, 1974

**Largest Crowd:** 10,000, VMI vs. Navy, Sept. 15, 1973

**Smallest Crowd:** 2,400, VMI vs. Davidson, Oct. 31, 1970

*Barrett Way booted an Alumni Memorial Field record 53-yard field goal against Liberty on Nov. 6, 2004.*



# YEAR-BY-YEAR

## R E S U L T S

<b>1891 (3-0-1)</b>			<b>1898 (4-2-0)</b>			<b>1905 (2-5-1)</b>			<b>1911 (7-1-0)</b>		
VMI	OPP.		VMI	OPP.		VMI	OPP.		VMI	OPP.	
6	0	Washington and Lee	33	0	Columbia	0	5	N.C. State	38	0	Rollers (AMA)
0	0	Washington and Lee	16	0	Richmond	6	8	Davidson	5	0	Davidson (Roanoke)
18	0	St. John's (Md.)	29	5	at Washington and Lee	0	17	UNC (Winston-Salem)	6	5	N.C. State
28	12	at Pantops	22	5	St. Alban's	0	34	Virginia Tech (Richmond)	25	0	Randolph-Macon
<b>52</b>	<b>12</b>	<b>Totals</b>	5	11	Georgetown (Richmond)	0	0	Randolph-Macon	6	22	at Virginia
			5	20	at Navy	11	10	St. John's	38	0	Richmond
			<b>110</b>	<b>41</b>	<b>Totals</b>	23	0	William & Mary	80	0	Catholic U
						0	29	at Navy	5	0	St. John's (Roanoke)
						<b>40</b>	<b>103</b>	<b>Totals</b>	<b>203</b>	<b>27</b>	<b>Totals</b>
<b>1892 (4-0-1)</b>			<b>1899 (1-0-0)</b>			<b>1906 (4-4-0)</b>			<b>1912 (7-1-0)</b>		
VMI	OPP.		VMI	OPP.		VMI	OPP.		VMI	OPP.	
18	0	St. John's	39	0	Washington & Lee	0	17	N.C. State	27	0	Hampden-Sydney
12	12	Wake Forest	<b>39</b>	<b>0</b>	<b>Totals</b>	0	6	Davidson	30	0	Richmond Medical
34	0	Duke				15	6	St. John's	26	6	Gallaudet
34	0	Kentucky				0	4	at Virginia	19	0	at Virginia
30	6	Washington and Lee				6	5	Roanoke College	3	2	at Kentucky
<b>128</b>	<b>18</b>	<b>Totals</b>				33	5	Maryland	3	25	St. John's
						10	0	Rollers (AMA)	34	3	Roanoke College
						4	6	at Richmond	21	0	at John's Hopkins
						<b>68</b>	<b>49</b>	<b>Totals</b>	<b>163</b>	<b>36</b>	<b>Totals</b>
<b>1893 (3-1-0)</b>			<b>1900 (4-1-2)</b>			<b>1907 (5-3-0)</b>			<b>1913 (7-1-2)</b>		
VMI	OPP.		VMI	OPP.		VMI	OPP.		VMI	OPP.	
28	0	Washington and Lee	11	0	at Washington and Lee	17	18	at Virginia	9	0	Hampden-Sydney
10	4	North Carolina	0	0	Virginia	6	10	Davidson (Roanoke)	33	3	William & Mary
34	0	Richmond	0	0	St. Alban's	5	22	Virginia Tech (Roanoke)	14	0	Mississippi
0	22	Virginia	11	16	Georgetown (Richmond)	0	0	William & Mary	67	0	St. John's
<b>72</b>	<b>26</b>	<b>Totals</b>	41	0	Washington and Lee	69	0	Baltimore Medical	7	38	at Virginia
			18	0	Hampton Athletic Club	37	0	Navy Yard Athletics	0	0	Morris Harvey
			5	0	Virginia Tech (Roanoke)	44	0	Roanoke College	30	0	Baltimore College
			<b>86</b>	<b>16</b>	<b>Totals</b>	52	0	Eastern College	14	7	N.C. State (Richmond)
						<b>282</b>	<b>50</b>	<b>Totals</b>	<b>17</b>	<b>6</b>	Roanoke
									6	6	Virginia Tech (Roanoke)
									<b>197</b>	<b>54</b>	<b>Totals</b>
<b>1894 (6-0-0)</b>			<b>1901 (4-3-0)</b>			<b>1908 (3-2-0)</b>			<b>1914 (4-4-0)</b>		
VMI	OPP.		VMI	OPP.		VMI	OPP.		VMI	OPP.	
44	0	St. Alban's	30	0	Hampden-Sydney	21	0	William & Mary	29	7	Hampden-Sydney
4	0	Washington and Lee	0	5	at Georgetown	40	0	Hampden-Sydney	10	0	Richmond
48	0	Hampton Athletic Club	0	0	at Georgetown	2	10	St. John's	28	0	William & Mary
16	0	Washington & Lee	79	0	Richmond	57	10	Staunton Mil. Academy	6	0	Gallaudet
10	6	Virginia Tech (Staunton)	46	6	at Washington and Lee	0	10	Virginia Tech (Roanoke)	7	28	at Georgia Tech
16	0	Roanoke College	0	29	Virginia (Lynchburg)	120	20	at Virginia	7	30	UNC (Charlotte)
<b>138</b>	<b>6</b>	<b>Totals</b>	0	21	Virginia Tech (Norfolk)			Roanoke College	23	27	Clemson (Richmond)
			44	0	Maryland			0	0	3	Virginia Tech (Roanoke)
			<b>199</b>	<b>61</b>	<b>Totals</b>			<b>50</b>	<b>110</b>	<b>95</b>	<b>Totals</b>
<b>1895 (5-1-0)</b>			<b>1902 (3-3-1)</b>			<b>1909 (4-3-0)</b>			<b>1915 (6-2-1)</b>		
VMI	OPP.		VMI	OPP.		VMI	OPP.		VMI	OPP.	
18	0	at Washington and Lee	0	0	St. Alban's	28	0	Roanoke College	25	7	Hampden-Sydney
44	0	Richmond	0	23	at Georgetown	3	0	UNC (Lynchburg)	19	6	William & Mary
26	0	Roanoke College	11	0	Richmond	0	6	at Virginia	7	0	Gallaudet
30	0	Washington and Lee	33	17	UNC (Lynchburg)	0	32	St. John's	13	6	Richmond
42	6	N.C. State (Atlanta)	10	0	Hampden-Sydney	0	6	Randolph-Macon	3	3	North Carolina (Greensboro)
4	6	Virginia Tech (Lynchburg)	29	0	Washington and Lee	59	5	Davidson (Lynchburg)	0	44	at Virginia
<b>164</b>	<b>12</b>	<b>Totals</b>	11	0	Virginia Tech (Norfolk)			William & Mary	21	6	Wake Forest
			5	50	<b>Totals</b>			<b>51</b>	6	3	Clemson (Richmond)
			<b>99</b>	<b>90</b>	<b>Totals</b>			<b>51</b>	<b>103</b>	<b>102</b>	<b>Totals</b>
<b>1896 (3-4-0)</b>			<b>1903 (2-1-0)</b>			<b>1910 (3-3-1)</b>					
VMI	OPP.		VMI	OPP.		VMI	OPP.				
12	0	Washington and Lee	24	0	Old Point College	0	6	at North Carolina			
0	6	at Washington and Lee	6	0	N.C. State	0	22	Norfolk Blues			
42	0	Alleghany Inst	6	28	North Carolina (Roanoke)	0	0	William & Mary			
0	22	St. Alban's	36	28	<b>Totals</b>	59	8	at Virginia			
14	0	St. John's	29	0			5	Randolph-Macon			
0	24	Virginia Tech (Roanoke)	11	0			8	Davidson (Lynchburg)			
0	46	Virginia (Lynchburg)	5	50			0	William & Mary			
<b>68</b>	<b>98</b>	<b>Totals</b>	<b>99</b>	<b>90</b>	<b>Totals</b>		<b>51</b>	<b>Totals</b>			
<b>1897 (3-2-0)</b>			<b>1904 (3-5-0)</b>								
VMI	OPP.		VMI	OPP.							
14	4	Columbia	0	6	N.C. State						
0	12	at Vanderbilt	0	12	at Navy						
20	6	at Roanoke College	26	6	Marine Officers						
42	0	Hampden-Sydney	6	17	at Virginia						
0	0	St. Alban's (Lynchburg)	6	12	St. John's						
<b>76</b>	<b>26</b>	<b>Totals</b>	27	0	Davidson						
			5	17	Augusta Military Acad.						
			5	17	Virginia Tech (Roanoke)						
			<b>70</b>	<b>70</b>	<b>Totals</b>						

**1916 (4-5-0)**

VMI		OPP.
19	Hampden-Sydney	0
66	William & Mary	0
54	Gallaudet	0
9	at Maryland	15
13	at North Carolina	38
14	Catholic U	16
37	Clemson (Richmond)	7
7	Virginia	20
14	Virginia Tech (Roanoke)	23
<b>233</b>	<b>Totals</b>	<b>119</b>

**1917 (4-4-1)**

VMI		OPP.
15	Hampden-Sydney	14
53	William & Mary	0
0	at Army	34
14	Maryland	14
7	Davidson (Danville)	23
54	Roanoke	0
0	N.C. State (Richmond)	17
19	Gallaudet	3
0	Virginia Tech (Roanoke)	6
<b>162</b>	<b>Totals</b>	<b>111</b>

**1918 (1-3-0)**

VMI		OPP.
6	at Maryland	7
0	at Newport News Navy	41
19	Gallaudet	6
0	Virginia Tech (Roanoke)	6
<b>25</b>	<b>Totals</b>	<b>60</b>

**1919 (6-2-0)**

VMI		OPP.
3	Hampden-Sydney	0
21	W&M (Richmond)	3
0	at Virginia	7
0	N.C. State (Roanoke)	21
29	at North Carolina	7
14	Davidson (Lynchburg)	7
41	Roanoke	0
13	Virginia Tech (Roanoke)	0
<b>121</b>	<b>Totals</b>	<b>45</b>

**1920 (9-0-0)**

VMI		OPP.
54	Roanoke	0
136	Hampden-Sydney	0
22	at Virginia	6
35	Citadel (Lynchburg)	0
27	at Pennsylvania	7
14	N.C. State (Petersburg)	0
23	at North Carolina	0
96	Catholic U	0
24	Virginia Tech (Roanoke)	7
<b>431</b>	<b>Totals</b>	<b>20</b>

**1921 (3-5-1)**

VMI		OPP.
13	Roanoke	0
32	Hampden-Sydney	0
7	Virginia	14
7	at Pennsylvania	21
7	UNC (Richmond)	20
7	at N.C. State	7
7	at Kentucky	14
7	Virginia Tech (Roanoke)	26
<b>107</b>	<b>Totals</b>	<b>102</b>

**1922 (7-2-0)**

VMI		OPP.
34	at Lynchburg	7
50	Roanoke	0
62	Morris-Harvey	0
14	at Virginia	0
14	N.C. State (Norfolk)	0
61	Catholic U	0
7	UNC (Richmond)	9
46	at George Washington	0
3	Virginia Tech (Roanoke)	7
<b>291</b>	<b>Totals</b>	<b>23</b>

**1923 (9-1-0)**

VMI		OPP.
6	U.S. Marines	0
33	Lynchburg	0
7	at Georgia Tech	10
27	Roanoke	6
35	at Virginia	0
22	N.C. State	7
46	Emory & Henry	0
9	UNC (Richmond)	0
33	at Tennessee	0
6	Virginia Tech (Roanoke)	0
<b>224</b>	<b>Totals</b>	<b>23</b>

**1924 (6-3-1)**

VMI		OPP.
33	Wofford	0
39	Emory & Henry	0
0	at Georgia Tech	3
28	Roanoke	0
0	at Virginia	13
17	N.C. State (Richmond)	7
0	at North Carolina	3
10	at Kentucky	3
25	Hampden-Sydney	0
0	Virginia Tech (Roanoke)	0
<b>152</b>	<b>Totals</b>	<b>29</b>

**1925 (6-4-0)**

VMI		OPP.
33	Lynchburg College	0
27	N.C. State (Richmond)	6
9	Wofford	0
46	Emory & Henry	0
0	at Georgia Tech	33
17	Roanoke	14
10	at Virginia	18
27	UNC (Richmond)	23
0	Kentucky (Charleston,W.Va.)	7
0	Virginia Tech (Roanoke)	7
<b>169</b>	<b>Totals</b>	<b>108</b>

**1926 (5-5-0)**

VMI		OPP.
20	Wofford	0
10	Richmond	0
0	at Georgia Tech	13
7	Roanoke	13
7	Virginia	14
7	N.C. State (Richmond)	0
12	Davidson (Lynchburg)	7
0	at North Carolina	28
10	Kentucky (Charleston,W.Va.)	9
7	Virginia Tech (Roanoke)	14
<b>80</b>	<b>Totals</b>	<b>98</b>

**1927 (6-4-0)**

VMI		OPP.
37	Wofford	0
22	Richmond	0
0	at Georgia Tech	7
32	Roanoke	0
8	at Virginia	13
6	Maryland (Richmond)	10
20	at Davidson	0
7	North Carolina	0
0	Kentucky (Charleston,W.Va.)	25
12	Virginia Tech (Roanoke)	9
<b>144</b>	<b>Totals</b>	<b>64</b>

**1928 (5-3-2)**

VMI		OPP.
14	Hampden-Sydney	7
6	Richmond	6
0	at Georgia Tech	13
31	Roanoke	13
9	Virginia	0
0	Maryland (Richmond)	0
13	Davidson	0
0	Clemson (Lynchburg)	12
6	Kentucky	18
16	Virginia Tech (Roanoke)	6
<b>95</b>	<b>Totals</b>	<b>75</b>

**1929 (8-2-0)**

VMI		OPP.
19	Hampden-Sydney	0
40	at Richmond	0
7	at Florida	12
12	The Citadel	7
20	at Virginia	7
7	at Maryland (Richmond)	6
12	at Davidson	6
12	Clemson (Norfolk)	0
12	Kentucky	23
14	Virginia Tech (Roanoke)	0
<b>155</b>	<b>Totals</b>	<b>61</b>

**1930 (3-6-0)**

VMI		OPP.
12	Richmond	0
6	St. John's	0
6	at The Citadel	7
0	Virginia	13
0	Maryland (Richmond)	20
6	Davidson	0
0	Clemson	32
0	at Kentucky	26
0	Virginia Tech (Roanoke)	24
<b>30</b>	<b>Totals</b>	<b>122</b>

**1931 (3-6-1)**

VMI		OPP.
6	Hampden-Sydney	0
0	Richmond	7
0	at Duke	13
0	13 The Citadel	13
18	at Virginia	3
20	Maryland (Richmond)	41
0	at Davidson	7
7	Clemson (Norfolk)	6
12	Kentucky	20
6	Virginia Tech (Roanoke)	13
<b>82</b>	<b>Totals</b>	<b>123</b>

**1932 (2-8-0)**

VMI		OPP.
18	King College	6
0	at Kentucky	23
0	Duke	44
6	at The Citadel	12
0	Davidson	12
6	Virginia	4
7	Maryland (Richmond)	12
7	W&M (Richmond)	20
0	Richmond	7
0	Virginia Tech (Roanoke)	26
<b>44</b>	<b>Totals</b>	<b>166</b>

**1933 (2-7-1)**

VMI		OPP.
0	Emory & Henry	20
6	Duke (Greensboro)	37
0	at Army	32
0	at Davidson	6
19	Maryland	13
13	at Virginia	12
0	William & Mary (Norfolk)	14
6	at Kentucky	21
0	at Richmond	15
0	Virginia Tech (Roanoke)	0
<b>44</b>	<b>Totals</b>	<b>170</b>

**1934 (1-8-0)**

VMI		OPP.
0	Duke	46
6	at South Carolina	22
6	at Columbia	29
0	at Richmond	7
13	Virginia	17
13	William & Mary (Norfolk)	6
0	at Maryland	23
13	at Davidson	27
0	Virginia Tech (Roanoke)	13
<b>51</b>	<b>Totals</b>	<b>190</b>

**1935 (2-7-1)**

VMI		OPP.
26	H-S (Lynchburg)	0
0	at Tulane	44
0	at Columbia	12
6	Richmond	13
0	Maryland	6
0	at Virginia	0
6	19 at William & Mary	0
0	North Carolina	56
6	Davidson	14
0	Virginia Tech (Roanoke)	12
<b>63</b>	<b>Totals</b>	<b>157</b>

**1936 (6-4-0)**

VMI		OPP.
19	Wofford	0
24	South Carolina	7
0	at Kentucky	38
13	at Davidson	38
0	at Columbia	38
20	at Richmond	0
12	Virginia	6
21	at William & Mary	0
13	at Maryland	7
0	Virginia Tech (Roanoke)	6
<b>122</b>	<b>Totals</b>	<b>140</b>

**1937 (5-5-0)**

VMI		OPP.
6	Elon	12
7	Temple	18
20	William & Mary (Norfolk)	9
7	Davidson	0
21	at Richmond	7
26	at Virginia	7
7	at Army	20
7	Maryland	9
27	The Citadel	0
6	Virginia Tech (Roanoke)	12
<b>134</b>	<b>Totals</b>	<b>94</b>

**1938 (6-1-4)**

VMI		OPP.
33	Elon	7
12	at Virginia	12
0	at Navy	26
7	Clemson (Charlotte)	7
13	at Richmond	6
14	at William & Mary	0
47	at Maryland	14
6	Wake Forest	6
19	Davidson	6
6	Roanoke College	0
2	Virginia Tech (Roanoke)	2
<b>159</b>	<b>Totals</b>	<b>86</b>

**1939 (6-3-1)**

VMI		OPP.
41	Roanoke	0
0	at Kentucky	21
2	Davidson (Bluefield)	0
20	at Vanderbilt	13
16	Virginia	13
7	at Columbia	26
0	at Richmond	0
7	Duke	20
13	Maryland (Norfolk)	0
19	Virginia Tech (Roanoke)	7
<b>125</b>	<b>Totals</b>	<b>100</b>

**1940 (7-2-1)**

VMI		OPP.
33	Roanoke	0
0	at Duke	33
13	Newberry	0
6	13 at Davidson	7
7	at Virginia	0
7	at Richmond	9
0	William & Mary	0
20	Washington U	13
20	Maryland (Lynchburg)	0
14	Virginia Tech (Roanoke)	0
<b>127</b>	<b>Totals</b>	<b>62</b>

<b>1941 (4-6-0)</b>		
VMI		OPP.
7	Clemson (Lynchburg)	36
13	at Temple	28
20	at Army	27
7	Virginia	27
25	at Richmond	7
13	Davidson (Lynchburg)	7
0	William & Mary	21
27	at Maryland	0
15	Virginia Tech (Lynchburg)	10
7	at Miami (FL)	10
<b>134</b>	<b>Totals</b>	<b>173</b>

<b>1942 (3-5-1)</b>		
VMI		OPP.
0	Clemson (Lynchburg)	0
6	at Temple	7
38	at Virginia	18
29	Maryland	0
20	at Richmond	6
6	Davidson (Lynchburg)	24
0	at Wake Forest	28
6	William & Mary (Norfolk)	27
6	Virginia Tech (Roanoke)	20
<b>111</b>	<b>Totals</b>	<b>130</b>

<b>1943 (2-6-0)</b>		
VMI		OPP.
0	at Temple	27
13	Davidson	0
12	Clemson (Roanoke)	7
0	at Richmond	27
0	Wake Forest (Lynchburg)	21
0	Virginia	34
7	at Georgia	46
14	Maryland (Roanoke)	21
<b>46</b>	<b>Totals</b>	<b>183</b>

<b>1944 (1-8-0)</b>		
VMI		OPP.
6	Catawba	7
26	at Richmond	20
7	Wake Forest (Greensboro)	38
2	at Kentucky	26
0	Virginia (Lynchburg)	34
6	N.C. State	21
12	at Clemson	57
0	W&Mary (Portsmouth)	20
6	Maryland (Roanoke)	8
<b>65</b>	<b>Totals</b>	<b>231</b>

<b>1945 (5-4-0)</b>		
VMI		OPP.
37	Emory & Henry	0
40	at Richmond	6
7	Virginia (Lynchburg)	40
21	N.C. State	14
9	at William & Mary	13
27	Vanderbilt	13
0	at Maryland	38
7	Catawba	14
7	Virginia Tech (Roanoke)	0
<b>155</b>	<b>Totals</b>	<b>138</b>

<b>1946 (4-5-1)</b>		
VMI		OPP.
21	Catawba	7
7	at Richmond	7
0	at Georgia Tech	32
8	at Virginia	19
25	Davidson	0
0	at William & Mary	41
7	N.C. State (Roanoke)	49
26	at Furman	7
21	The Citadel	6
7	Virginia Tech (Roanoke)	20
<b>122</b>	<b>Totals</b>	<b>188</b>

<b>1947 (3-5-1)</b>		
VMI		OPP.
13	Catawba	6
13	George Washington	7
0	at Georgia Tech	20
20	at Richmond	21
6	Virginia	35
14	at Davidson	14
20	at William & Mary	28
6	at The Citadel	7
28	Virginia Tech (Roanoke)	14
<b>120</b>	<b>Totals</b>	<b>152</b>

<b>1948 (6-3-0)</b>		
VMI		OPP.
28	Catawba	6
26	at George Washington	6
0	*William & Mary	31
9	at Richmond	0
14	at Virginia	26
33	Davidson	6
6	at Tulane	28
34	The Citadel	6
33	Virginia Tech (Roanoke)	7
<b>183</b>	<b>Totals</b>	<b>116</b>
* Oyster Bowl - Norfolk, VA		

<b>1949 (3-5-1)</b>		
VMI		OPP.
7	Quantico Marines	14
14	GWU (Lynchburg)	7
6	at William & Mary	54
14	*Richmond	7
13	Virginia (Lynchburg)	32
14	at Army	40
47	Davidson	6
14	at The Citadel	19
28	Virginia Tech (Roanoke)	28
<b>157</b>	<b>Totals</b>	<b>207</b>
* Tobacco Bowl-Richmond		

<b>1950 (6-4-0)</b>		
VMI		OPP.
S23	25 Wm. & Mary (Roanoke)	19
S29	12 at G. Washington	15
O7	26 at Richmond	14
O14	0 at Texas A & M	52
O21	13 at Virginia	26
O28	13 Catawba	14
N4	46 at Davidson	6
N11	14 at Georgia Tech	13
N18	13 The Citadel	7
N23	27 Va. Tech (Roanoke)	0
<b>189</b>	<b>Totals</b>	<b>166</b>

**1951 (7-3-0)**  
**Southern Conference**  
**Champions**

VMI		OPP.
S15	7 at Cincinnati	26
S22	29 Wofford	6
S29	34 at Richmond	0
O6	20 at William & Mary	7
O20	14 at Virginia	34
O27	34 at Catawba	14
N3	35 Davidson	13
N10	7 at Georgia Tech	34
N17	27 at The Citadel	21
N22	20 Virginia Tech (Roanoke)	7
<b>227</b>	<b>Totals</b>	<b>162</b>

<b>1952 (3-6-1)</b>		
VMI		OPP.
S20	13 William & Mary (Roanoke)	34
S26	0 at Miami (FL)	45
O4	28 Richmond	14
O10	28 at Florida State	7
O18	14 *Virginia	33
O24	20 at George Washington	20
N1	14 at Army	42
N8	21 W. Virginia (Roanoke)	39
N15	20 The Citadel	19
N27	7 Virginia Tech (Roanoke)	26
<b>165</b>	<b>Totals</b>	<b>279</b>
* Tobacco Bowl - Richmond, VA		

<b>1953 (5-5-0)</b>		
VMI		OPP.
S19	44 Catawba	0
S26	13 George Washington	14
O3	7 at Richmond	13
O10	14 at The Citadel	0
O17	21 at Virginia	6
O24	20 at West Virginia	52
O31	7 at Florida State	12
N7	20 William & Mary (Roanoke)	19
N14	0 at Cincinnati	67
N26	28 Virginia Tech (Roanoke)	13
<b>174</b>	<b>Totals</b>	<b>196</b>

<b>1954 (4-6-0)</b>		
VMI		OPP.
S18	0 Davidson	19
S25	16 at George Washington	14
O2	19 at Richmond	6
O9	0 at Boston College	44
O16	0 at Virginia	21
O23	6 West Virginia (Bluefield)	40
O30	19 Florida State (Lynchburg)	33
N6	21 William & Mary (Roanoke)	0
N13	42 The Citadel	0
N25	9 Virginia Tech (Roanoke)	46
<b>132</b>	<b>Totals</b>	<b>223</b>

<b>1955 (1-9-0)</b>		
VMI		OPP.
S17	7 at Tulane	20
S24	6 George Wash. (Roanoke)	25
O1	0 Richmond	21
O8	12 West Virginia (Bluefield)	47
O15	13 at Virginia	20
O22	7 Davidson	21
O29	13 at William & Mary	20
N5	0 at Lehigh	39
N12	14 at The Citadel	7
N19	13 Virginia Tech (Roanoke)	39
<b>85</b>	<b>Totals</b>	<b>259</b>

<b>1956 (3-6-1)</b>		
VMI		OPP.
S15	47 at Stetson	6
S22	0 at Virginia	18
S29	12 at Army	32
O6	35 at Richmond	20
O13	20 Lehigh	27
O19	14 at George Washington	40
O27	13 at Davidson	13
N3	20 W&M (Lynchburg)	6
N10	6 at West Virginia	13
N22	0 Virginia Tech (Roanoke)	45
<b>167</b>	<b>Totals</b>	<b>220</b>

**1957 (9-0-1)**  
**Southern Conference**  
**Champions**

VMI		OPP.
S21	7 at Tampa	0
S28	21 at Holy Cross	21
O5	28 at Richmond	6
O12	26 Davidson	14
O19	14 at William & Mary	13
O26	26 GWU (Roanoke)	20
N2	20 at Virginia	7
N9	12 at Lehigh	7
N16	33 The Citadel	7
N28	14 Virginia Tech (Roanoke)	6
<b>201</b>	<b>Totals</b>	<b>101</b>

<b>1958 (6-2-2)</b>		
VMI		OPP.
S20	46 Morehead State	20
S27	33 at Villanova	6
O4	12 Richmond	6
O11	6 William & Mary (Bluefield)	6
O18	13 at Tampa	12
O25	42 at Davidson	7
N1	33 Virginia (Norfolk)	0
N8	7 Lehigh (Lynchburg)	7
N15	6 at The Citadel	14
N27	16 Virginia Tech (Roanoke)	21
<b>214</b>	<b>Totals</b>	<b>99</b>

<b>1959 (8-1-1)</b>		
<b>Southern Conference</b> <b>Champions</b>		
VMI		OPP.
S19	46 at Marshall	0
S26	0 at Penn State	21
O3	14 Richmond (Portsmouth)	14
O10	19 Virginia (Lynchburg)	12
O17	26 William & Mary (Norfolk)	7
O24	34 Davidson	7
O30	28 at George Washington	6
N7	7 at Lehigh	6
N14	32 The Citadel	8
N26	37 Virginia Tech (Roanoke)	12
<b>243</b>	<b>Totals</b>	<b>93</b>

<b>1960 (7-2-1)</b>		
<b>Southern Conference</b> <b>Champions</b>		
VMI		OPP.
S17	33 at William & Mary	21
S24	28 at Buffalo	14
O1	21 Richmond	6
O7	34 at George Washington	10
O15	30 at Virginia	16
O22	14 at Boston College	14
O29	8 at Memphis State	21
N5	18 Lehigh	14
N12	20 at The Citadel	6
N24	12 Va. Tech (Roanoke)	13
<b>218</b>	<b>Totals</b>	<b>135</b>

<b>1961 (6-4-0)</b>		
VMI		OPP.
S16	33 at Marshall	6
S23	0 at Villanova	22
S29	8 at Richmond	6
O7	6 at G. Washington	30
O14	7 Virginia (Norfolk)	14
O21	13 at Davidson	0
O28	14 at William & Mary	7
N4	8 The Citadel	14
N11	39 at Buffalo	6
N23	6 Virginia Tech (Roanoke)	0
<b>134</b>	<b>Totals</b>	<b>105</b>

<b>1962 (6-4-0)</b>		
<b>Southern Conference</b> <b>Champions</b>		
VMI		OPP.
S15	22 G. Wash. (Lynchburg)	6
S22	0 at Villanova	24
S28	21 at Richmond	0
O6	0 at Boston College	18
O13	6 at Virginia	28
O20	20 Davidson	7
O27	6 William & Mary	0
N3	16 at The Citadel	7
N10	14 at Holy Cross	20
N22	14 Virginia Tech (Roanoke)	9
<b>119</b>	<b>Totals</b>	<b>119</b>

<b>1963 (3-5-2)</b>		
VMI		OPP.
S21	14 George Washington	6
S28	6 at Iowa State	21
O5	10 at Davidson	10
O12	0 Virginia (Richmond)	6
O19	12 *Navy	21
O25	7 at Richmond	7
N2	26 at William & Mary	6
N9	12 at Holy Cross	14
N16	33 The Citadel	8
N28	20 Virginia Tech (Roanoke)	35
<b>140</b>	<b>Totals</b>	<b>134</b>
* Oyster Bowl - Norfolk, VA		

**K  
E  
Y  
D  
E  
T  
S**

**1964 (1-9-0)**

VMI		OPP.
S19	12 William & Mary	14
S26	14 at Richmond	20
O3	7 at Villanova	27
O10	19 *Virginia	20
O17	10 at Buffalo	14
O24	35 Davidson	0
O31	6 at Tulane	25
N6	7 at Detroit	28
N14	0 at The Citadel	17
N26	13 Virginia Tech (Roanoke)	35
<b>123</b>	<b>Totals</b>	<b>200</b>

\* Tobacco Bowl - Richmond, VA

**1965 (3-7-0)**

VMI		OPP.
S18	21 at William & Mary	32
S25	7 at Army	21
O2	0 at George Washington	14
O9	10 at Virginia	14
O16	0 at Southern Mississippi	3
O23	16 at Davidson	10
O30	12 at Boston College	41
N6	21 Richmond	14
N13	21 The Citadel	7
N25	13 Va. Tech (Roanoke)	44
<b>121</b>	<b>Totals</b>	<b>200</b>

**1966 (2-8-0)**

VMI		OPP.
S17	14 at Villanova	13
S24	7 Georgia (Roanoke)	43
O1	0 at Boston College	14
O7	34 at Richmond	20
O15	27 at Virginia	38
O22	0 George Washington	13
O29	15 William & Mary	22
N5	6 at So. Mississippi	42
N12	14 at The Citadel	30
N24	12 Va. Tech (Roanoke)	70
<b>129</b>	<b>Totals</b>	<b>305</b>

**1967 (6-4-0)**

VMI		OPP.
S16	46 Davidson	21
S23	9 at West Virginia	21
S30	0 Richmond	3
O7	28 *William & Mary	33
O14	22 The Citadel (Roanoke)	11
O21	6 at Georgia	56
O28	18 at Virginia	13
N4	38 Akron	14
N11	26 at Boston College	13
N23	12 Va. Tech (Roanoke)	10
<b>205</b>	<b>Totals</b>	<b>195</b>

\* Tobacco Bowl - Richmond, VA

**1968 (1-9-0)**

VMI		OPP.
S21	12 at Vanderbilt	25
S28	0 at Virginia	47
O5	13 Villanova	19
O11	7 W. Virginia (Roanoke)	14
O19	8 at The Citadel	13
O26	10 William & Mary	20
N2	0 at Richmond	35
N9	21 at Davidson	17
N16	13 at Boston College	45
N28	6 Va. Tech (Roanoke)	55
<b>90</b>	<b>Totals</b>	<b>290</b>

**1969 (0-10-0)**

VMI		OPP.
S20	0 at Rice	55
S27	0 Richmond	20
O4	0 at West Virginia	32
O11	10 *Virginia	28
O18	2 The Citadel	28
O25	17 at William & Mary	25
N1	6 at Davidson	59
N8	11 at North Carolina	61
N15	32 at Boston College	49
N27	0 Va. Tech (Roanoke)	52
<b>78</b>	<b>Totals</b>	<b>409</b>

\* Tobacco Bowl - Richmond, VA

**1970 (1-10-0)**

VMI		OPP.
S12	13 Furman	0
S19	0 at Rice	42
S26	10 at West Virginia	47
O3	3 at Boston College	56
O10	10 at Virginia	49
O17	10 William & Mary	24
O24	9 at The Citadel	56
O31	21 Davidson	55
N7	13 at North Carolina	62
N14	17 at Richmond	40
N21	14 Va. Tech (Roanoke)	20
<b>120</b>	<b>Totals</b>	<b>451</b>

**1971 (1-10-0)**

VMI		OPP.
S18	27 Davidson	3
S25	3 at Villanova	13
O2	0 at Furman	14
O9	24 Citadel	25
O16	6 at Richmond	21
O23	7 at William & Mary	12
O30	0 at Maryland	38
N6	0 at So. Mississippi	38
N13	3 at West Virginia	28
N20	8 Chattanooga	31
N27	0 Va. Tech (Roanoke)	34
<b>78</b>	<b>Totals</b>	<b>257</b>

**1972 (2-9-0)**

VMI		OPP.
S9	3 East Carolina	30
S16	14 Davidson	18
S23	16 at Maryland	28
S30	15 at Richmond	34
O7	3 at The Citadel	42
O14	14 at Virginia	45
O21	3 William & Mary	31
O28	10 at Dayton	14
N4	31 Furman	7
N11	24 at West Virginia	50
N18	17 at UT-Chattanooga	0
<b>150</b>	<b>Totals</b>	<b>299</b>

**1973 (3-8-0)**

VMI		OPP.
S8	0 at Virginia	16
S15	8 Navy	37
S22	0 at Richmond	35
S29	0 at Tulane	42
O6	23 The Citadel	6
O13	7 at East Carolina	42
O20	13 at Furman	19
O27	14 at William & Mary	45
N3	24 Davidson	17
N10	7 at Georgia Tech	36
N17	22 at Virginia Tech	21
<b>118</b>	<b>Totals</b>	<b>316</b>

**1974 (7-4-0)****Southern Conference Champions**

VMI		OPP.
S14	7 Furman	0
S21	7 at Vanderbilt	45
S28	43 at Davidson	7
O5	22 *Virginia Tech	17
O12	20 at The Citadel	9
O19	14 at So. Mississippi	15
O26	31 William & Mary	20
N2	14 at Richmond	17
N9	10 at Virginia	28
N16	31 Colgate	14
N23	13 East Carolina	3
<b>212</b>	<b>Totals</b>	<b>175</b>

\* Tobacco Bowl - Richmond

**1975 (3-8-0)**

VMI		OPP.
S13	9 Delaware	10
S20	21 at Virginia	22
S27	55 Davidson	0
O4	13 at Furman	10
O11	10 at Georgia Tech	38
O18	19 *Richmond	24
O25	3 The Citadel	6
N8	7 William & Mary	13
N15	0 at Virginia Tech	33
N22	12 at East Carolina	28
N29	13 at Connecticut	3
<b>162</b>	<b>Totals</b>	<b>187</b>

\* Tobacco Bowl - Richmond, VA

**1976 (5-5-0)**

VMI		OPP.
S11	20 at William & Mary	34
S18	12 Appalachian State	31
S25	0 at Richmond	43
O2	17 Furman	3
O9	7 *Virginia Tech	37
O16	3 East Carolina	17
O23	10 at Delaware	6
O30	13 **Virginia	7
N6	30 at The Citadel	14
N20	26 Indiana State	14
<b>138</b>	<b>Totals</b>	<b>206</b>

\* Tobacco Bowl - Richmond, VA

\*\* Oyster Bowl - Norfolk, VA

**1977 (7-4-0)****Southern Conference Champions**

VMI		OPP.
S10	23 William & Mary	13
S17	14 at Army	27
S24	13 at East Carolina	14
O8	25 Richmond	0
O15	19 The Citadel	3
O22	20 at Lehigh	30
O29	21 Davidson	0
N5	30 at Virginia	6
N12	31 at Furman	28
N19	20 Rhode Island	7
N26	7 at Virginia Tech	27
<b>223</b>	<b>Totals</b>	<b>155</b>

**1978 (3-8-0)**

VMI		OPP.
S9	3 at William & Mary	10
S16	25 Bucknell	14
S23	3 at The Citadel	14
S30	17 at Virginia	9
O7	6 East Carolina	19
O14	23 *Richmond	6
O21	10 Lehigh	14
O28	12 Western Carolina	41
N4	3 at Georgia	41
N11	10 Appalachian State	31
N18	2 at Virginia Tech	28
<b>114</b>	<b>Totals</b>	<b>227</b>

\* Tobacco Bowl - Richmond, VA

**1979 (6-4-1)**

VMI		OPP.
S8	7 William & Mary	3
S15	17 Richmond	7
S22	0 at Virginia	19
S29	10 at East Carolina	45
O6	24 East Tennessee St.	14
O13	27 at Appalachian St.	22
O20	6 The Citadel	37
O27	21 Furman	20
N3	13 Connecticut	13
N10	13 at Marshall	3
N17	20 Virginia Tech	27
<b>158</b>	<b>Totals</b>	<b>210</b>

**1980 (3-7-1)**

VMI		OPP.
S6	14 at Western Carolina	16
S13	13 at William & Mary	10
S20	17 Marshall	3
S27	16 at Furman	21
O4	0 at The Citadel	28
O11	10 U.T./Chattanooga	55
O18	22 at Richmond	17
O25	6 Villanova	17
N1	22 at Boston University	38
N8	16 Appalachian State	16
N15	6 *Virginia Tech	21
<b>142</b>	<b>Totals</b>	<b>242</b>

\* Oyster Bowl - Norfolk, VA

**1981 (6-3-1)**

VMI		OPP.
S12	21 Western Carolina	14
S19	14 at Army	7
S26	31 William & Mary	14
O10	14 *The Citadel	0
O17	14 at Appalachian St.	14
O24	20 at Marshall	16
O31	10 at Virginia	13
N7	14 Richmond	45
N14	21 Furman	33
N21	6 at Virginia Tech	0
<b>165</b>	<b>Totals</b>	<b>156</b>

\* Oyster Bowl - Norfolk, VA

**1982 (5-6-0)**

VMI		OPP.
S11	21 at East Tenn. State	3
S18	12 at William & Mary	24
S25	69 Central Florida	0
O2	3 at Furman	38
O9	7 at The Citadel	21
O16	35 James Madison	7
O23	14 *Richmond	0
O30	0 at Virginia	37
N6	20 Marshall	22
N13	31 Appalachian State	14
N20	3 **Virginia Tech	14
<b>221</b>	<b>Totals</b>	<b>180</b>

\* Tobacco Bowl - Richmond, VA

\*\* Oyster Bowl - Norfolk, VA

**1983 (2-9-0)**

VMI		OPP.
S10	14 William & Mary	28
S17	0 at Appalachian St.	31
S24	0 at Virginia Tech	28
O1	0 Furman	49
O8	6 The Citadel	27
O15	10 at Virginia	38
O22	24 East Tenn. State	12
O29	19 Richmond	35
N5	6 at U.T./Chattanooga	23
N12	14 Maine	12
N19	7 at Marshall	56
<b>100</b>	<b>Totals</b>	<b>339</b>

**1984 (1-9-0)**

VMI		OPP.
S8	13 at William & Mary	24
S15	7 at Virginia	35
S22	16 Western Carolina	22
S29	20 Appalachian State	16
O6	7 *Virginia Tech	54
O20	0 U.T./Chattanooga	35
O27	3 at Richmond	45
N3	24 at The Citadel	27
N10	17 at James Madison	21
N17	14 Boston University	41
<b>121</b>	<b>Totals</b>	<b>320</b>

\* Oyster Bowl - Norfolk, VA

<b>1985 (3-7-1)</b>		
VMI		OPP.
S14	15 at Virginia	40
S21	14 Richmond	28
S28	7 at North Carolina	51
O5	14 The Citadel	14
O12	23 East Tennessee State	19
O19	16 at Marshall	21
O26	39 William and Mary	38
N2	10 at Appalachian St.	26
N9	14 James Madison	7
N16	7 at U.T./Chattanooga	54
N23	30 at Western Carolina	35
<b>189</b>	<b>Totals</b>	<b>333</b>

<b>1986 (1-10-0)</b>		
VMI		OPP.
S13	22 at William & Mary	37
S20	3 Furman	34
S27	7 at James Madison	39
O4	9 Marshall	16
O11	47 at The Citadel	30
O18	9 at Richmond	40
O25	0 at Western Carolina	34
N1	9 Central Florida	38
N8	6 at Georgia Tech	52
N15	6 Appalachian State	19
N22	20 at East Tennessee St.	31
<b>138</b>	<b>Totals</b>	<b>370</b>

<b>1987 (4-7-0)</b>		
VMI		OPP.
S12	24 West Virginia Tech	3
S19	10 at Appalachian St.	27
S26	27 Wofford	11
O3	0 at Virginia	30
O10	7 at The Citadel	3
O17	17 James Madison	20
O24	7 at Marshall	42
O31	6 *William & Mary	17
N7	0 at Furman	38
N14	20 East Tennessee St.	13
N21	0 U.T./Chattanooga	31
<b>118</b>	<b>Totals</b>	<b>235</b>

\* Oyster Bowl - Norfolk, VA

<b>1988 (2-9-0)</b>		
VMI		OPP.
S3	10 at East Tennessee State	26
S10	7 at William & Mary	30
S17	13 Richmond	14
S24	20 Marshall	24
O1	13 at Furman	31
O8	20 Appalachian State	34
O22	0 at James Madison	37
O29	18 Wofford	17
N5	7 at Georgia Tech	34
N12	20 *The Citadel	31
N19	24 Western Carolina	20
<b>152</b>	<b>Totals</b>	<b>298</b>

\* Oyster Bowl - Norfolk, VA

<b>1989 (2-8-1)</b>		
VMI		OPP.
S2	16 East Tennessee State	17
S9	7 at North Carolina	49
S16	17 William & Mary	24
S23	22 at Richmond	27
S30	6 Furman	3
O7	0 at Appalachian State	34
O21	0 at James Madison	25
O28	10 at Marshall	40
N4	39 Davidson	36
N11	20 The Citadel	10
N18	14 at U.T. Chattanooga	14
<b>151</b>	<b>Totals</b>	<b>306</b>

<b>1990 (4-7-0)</b>		
VMI		OPP.
S1	24 Catawba	7
S8	20 at Western Carolina	28
S15	24 James Madison	21
S22	17 at Army	41
O6	22 at Furman	51
O13	47 *William & Mary	59
O20	66 West Virginia Tech	27
O27	7 Marshall	52
N3	3 at The Citadel	23
N10	0 Appalachian State	17
N17	21 at East Tennessee State	20
<b>251</b>	<b>Totals</b>	<b>346</b>

\* Oyster Bowl - Norfolk, VA

<b>1991 (4-7-0)</b>		
VMI		OPP.
S7	35 East Tennessee State	20
S14	19 at Appalachian State	24
S21	42 Lafayette	21
S28	38 at Richmond	27
O5	28 Furman	46
O12	26 William & Mary	40
O26	14 *The Citadel	17
N2	0 at Virginia	42
N9	27 Western Carolina	25
N16	0 at Marshall	61
N23	14 at U.T. Chattanooga	50
<b>243</b>	<b>Totals</b>	<b>373</b>

\* Oyster Bowl - Norfolk, VA

<b>1992 (3-8-0)</b>		
VMI		OPP.
S5	16 at East Tennessee State	18
S12	16 at William & Mary	21
S19	16 Marshall	34
S26	48 West Virginia Tech	8
O3	13 at Furman	41
O10	25 at Western Carolina	28
O17	12 Appalachian State	27
O24	18 *Richmond	41
N7	44 Wofford	13
N14	0 at The Citadel	50
N21	37 UT-Chattanooga (OT)	34
<b>245</b>	<b>Totals</b>	<b>315</b>

\* Oyster Bowl - Norfolk, VA

<b>1993 (1-10-0)</b>		
VMI		OPP.
S4	14 at Richmond	38
S18	7 East Tennessee State	10
S25	9 at Army	31
O2	6 *William & Mary	49
O9	0 at Marshall	51
O16	35 UT-Chattanooga (2OT)	29
O23	0 Georgia Southern	57
O30	0 at Furman	24
N6	14 at Western Carolina	38
N13	33 at The Citadel	34
N20	21 Appalachian State	35
<b>139</b>	<b>Totals</b>	<b>396</b>

\* Oyster Bowl - Norfolk, VA

<b>1994 (1-10-0)</b>		
VMI		OPP.
S3	31 Richmond	34
S17	21 at East Tennessee State	31
S24	7 at William and Mary	45
O1	0 at Georgia Southern	49
O8	7 Marshall	49
O15	14 at UT-Chattanooga	49
O22	11 Furman	28
O29	7 Western Carolina	33
N5	15 James Madison	38
N12	14 *The Citadel	58
N19	26 at Appalachian State (OT)	23
<b>153</b>	<b>Totals</b>	<b>437</b>

\* Oyster Bowl - Norfolk, VA

<b>1995 (4-7-0)</b>		
VMI		OPP.
S2	28 at Richmond	51
S9	50 Liberty	31
S16	37 East Tennessee State	23
S23	24 at Furman	55
S30	7 William & Mary	27
O7	21 at Marshall	56
O14	17 UT-Chattanooga	12
O28	14 at Western Carolina	31
N4	24 Appalachian State	26
N11	34 at The Citadel	7
N18	13 *Georgia Southern	31
<b>153</b>	<b>Totals</b>	<b>437</b>

\* Oyster Bowl - Norfolk, VA

<b>1996 (3-8-0)</b>		
VMI		OPP.
S7	7 at Mississippi	31
S14	21 at William & Mary	40
S21	0 at East Tennessee State	38
S28	14 Furman	31
O5	17 at Georgia Southern	20
O12	20 Marshall	45
O19	28 at UT-Chattanooga	14
N2	14 Western Carolina	28
N9	20 Richmond	7
N16	34 The Citadel (2OT)	27
N23	14 at Appalachian State	26
<b>189</b>	<b>Totals</b>	<b>296</b>

<b>1997 (0-11-0)</b>		
VMI		OPP.
S6	13 at Wofford	23
S13	12 William & Mary	41
S20	3 at Richmond	56
S27	14 at Furman	35
O4	0 Georgia Southern	49
O11	24 Chattanooga	27
O18	7 at Navy	42
N1	0 at Western Carolina	24
N8	7 Appalachian State	42
N15	6 at The Citadel	28
N22	7 East Tennessee State	17
<b>93</b>	<b>Totals</b>	<b>384</b>

<b>1998 (1-10-0)</b>		
VMI		OPP.
S5	26 Lenoir-Rhyne	7
S12	0 at William & Mary	49
S19	8 at East Tennessee State	44
S26	14 Furman	51
O3	7 at Georgia Southern	63
O10	20 Wofford	42
O17	7 at Chattanooga	45
O24	38 Morehead State	41
O31	17 Western Carolina	39
N7	0 at Appalachian State	51
N14	10 The Citadel	36
<b>147</b>	<b>Totals</b>	<b>468</b>

<b>1999 (1-10-0)</b>		
VMI		OPP.
S4	6 at Richmond	42
S11	15 Concord	14
S18	17 East Tennessee State	26
S25	0 at Furman	58
O2	0 Georgia Southern	62
O9	10 at Wofford	55
O16	0 Chattanooga	27
O23	14 William & Mary	35
O30	2 at Western Carolina	40
N6	7 Appalachian State	34
N13	6 at The Citadel	7
<b>77</b>	<b>Totals</b>	<b>400</b>

<b>2000 (2-9-0)</b>		
VMI		OPP.
S2	31 Duquesne	57
S9	15 at William & Mary	55
S16	3 at East Tennessee State	38
S23	21 Furman	35
S30	3 at Georgia Southern	56
O7	28 Wofford	45
O14	14 at Chattanooga	27
O21	40 Charleston Southern	7
O28	31 Western Carolina	41
N4	0 at Appalachian State	52
N11	41 The Citadel	21
<b>227</b>	<b>Totals</b>	<b>434</b>

<b>2001 (1-10-0)</b>		
VMI		OPP.
A30	18 at Duquesne	41
S8	0 William & Mary	34
S22	7 at Furman	65
S29	14 Georgia Southern	31
O6	14 at Wofford	59
O13	19 Chattanooga (OT)	16
O27	17 at Western Carolina	44
N3	17 Appalachian State	27
N10	7 at The Citadel	49
N17	28 Samford	46
N22	23 East Tennessee State	34
<b>164</b>	<b>Totals</b>	<b>446</b>

<b>2002 (6-6-0)</b>		
VMI		OPP.
A31	27 at Charleston Southern	24
S7	41 Davidson	16
S14	31 at William & Mary	62
S21	21 at East Tennessee State	35
S28	28 FURMAN	55
O5	7 at Georgia Southern	52
O12	27 WOFFORD	16
O19	35 at Chattanooga	31
O26	38 LIBERTY	14
N2	23 WESTERN CAROLINA	35
N9	13 at Appalachian State	54
N16	23 vs. The Citadel!	21
<b>314</b>	<b>Totals</b>	<b>415</b>

! - Charlotte, NC

<b>2003 (6-6-0)</b>		
VMI		OPP.
A30	10 at Navy	37
S6	31 at Davidson	9
S13	24 WILLIAM & MARY	34
S20	34 NORFOLK STATE	9
S27	42 GEORGETOWN	14
O4	28 at Liberty	31
O11	50 CHARLESTON SO.	7
O18	25 GARDNER-WEBB	37
O25	25 at Richmond	35
N1	19 at Coastal Carolina	10
N8	48 AUSTIN PEAY	7
N15	23 vs. The Citadel!	27
<b>359</b>	<b>Totals</b>	<b>257</b>

! - Charlotte, NC

<b>2004 (0-11-0)</b>		
VMI		OPP.
S4	14 at Ohio	42
S11	7 Richmond	34
S18	10 Tennessee Tech	16
S25	6 at William & Mary	42
O2	24 at Charleston Southern	25
O9	0 at Georgetown	21
O16	14 Coastal Carolina	21
O23	17 at Gardner-Webb	28
O30	10 at James Madison	41
N6	17 Liberty	38
N20	18 Wofford	19
<b>137</b>	<b>Totals</b>	<b>327</b>

KEY DETS

# THE LAST TIME...

## ...A punt was returned for a touchdown?

VMI: Tera Frost vs. Charleston Southern, 79 yards, Oct. 21, 2000  
Opp: Anthony Williams (Georgia Southern), 87 yards, Oct. 5, 2002

## ...A kickoff was returned for a touchdown?

VMI: Kevin Solomon vs. Samford, 86 yards, Nov. 17, 2001  
Opp: Lamar Rembert (Furman), 77 yards, Sept. 22, 2001

## ...An interception was returned for a touchdown?

VMI: Justin Huggard vs. Charleston Southern, 70 yards, Oct. 11, 2003  
Opp: Tavoris Horton (Gardner-Webb), 36 yards, Oct. 23, 2004

## ...A blocked punt was recovered for a touchdown?

VMI: Musa Sarki vs. Charleston Southern, Oct. 11, 2003  
Opp: Ryan Steele (Wofford), Oct. 6, 2001

## ...A safety was recorded?

VMI: Tripp Smith vs. Wofford (tackle in end zone), Nov. 20, 2004  
Opp: Travis Horton (quarterback sack), Gardner-Webb, Oct. 18, 2003

## ...A team's own fumble was recovered for a touchdown?

VMI: John Puvogel vs. Gardner-Webb, Oct. 18, 2003  
Opp: Dexter Dawson (Georgia Southern), Oct. 1, 1994

## ...An opponent's fumble was recovered for a touchdown?

VMI: Robert Mason vs. Chattanooga, 18 yard return, Oct. 19, 2002  
Opp: Tyler Russ (Ohio), 19 yard return, Sept. 9, 2004

## ...Teammates rushed for 100 yards?

VMI: T.J. Snelling, 109 yards & Sean Mizzer, 226 yards, vs. Davidson, Sept. 6, 2003  
Opp: Dre Barnes, 180 yards & Sam Gado, 166 yards, Liberty, Nov. 20, 2004

## ...A quarterback surpassed the 100 yard mark in rushing and passing?

VMI: Tony Scales, 143 yards rushing & 164 yards passing, vs. Appalachian State, Oct. 17, 1992  
Opp: Todd Wells (ETSU), 108 yards rushing & 238 yards passing, Sept. 16, 2000

## ...An individual rushed for 200 yards?

VMI: Sean Mizzer (206 yards) vs. Davidson, Sept. 6, 2003  
Opp: Dre Barnes (Liberty), 211 yards, Oct. 4, 2003

## ...A quarterback passed for 300 or more yards?

VMI: Jonathan Wilson vs. Austin Peay, 306 yards, Nov. 8, 2003  
Opp: Collin Drafts (Charleston Southern), 330 yards, Oct. 2, 2004

## ...A receiver netted 100 yards in a game?

VMI: Zohn Burden, 114 yards vs. James Madison, Oct. 30, 2004  
Opp: Glenn Castergine (Georgetown), 125 yards, Oct. 9, 2004

## ...An individual rushed for 100 yards and netted 100 yards receiving

VMI: Sean Mizzer, 106 yards rushing, 104 yards receiving, vs. Western Carolina, Nov. 2, 2002  
Opp: N/A

## ...An individual intercepted 3 passes in a game?

VMI: Gene Williams vs. The Citadel, Oct. 6, 1973  
Opp: Marcus Johnson (The Citadel), Nov. 14, 1998

## ...An individual rushed for 3 or more touchdowns in a game?

VMI: Thomas Haskins, 4, vs. The Citadel, Nov. 16, 1996  
Opp: Sam Gado (Liberty), 3, Nov. 6, 2004

## ...An individual threw 4 or more touchdowns in a game?

VMI: Joey Gibson vs. The Citadel, 4, Nov. 11, 2000  
Opp: Stacy Tutt (Richmond), 4, Sept. 11, 2004

## ...An individual caught 3 touchdown passes in a game?

VMI: Tera Frost vs. The Citadel, Nov. 11, 2000  
Opp: William Andrews (Gardner-Webb), Oct. 18, 2003

## ...A punt was blocked?

VMI: Tripp Smith vs. Liberty, Nov. 6, 2004  
Opp: Arman Shields (Richmond), Sept. 11, 2004

## ...A defensive 2-pt conversion was scored?


VMI: Robert Mason vs. The Citadel, Nov. 15, 2003

## ...A blocked field goal was returned for a touchdown?

VMI: Robert Mason, 69 yards, vs. Austin Peay, Nov. 8, 2003

## ...A shutout was recorded?

VMI: vs. Richmond (14-0), Oct. 23, 1982  
Opponent: Georgetown (21-0), Oct. 9, 2004



*Justin Huggard's 70-yard interception return against Charleston Southern on Oct. 11, 2003 was the last time a Keydet returned an interception for a touchdown.*

# THE BIG SOUTH CONFERENCE



**Kyle Kallendar**  
Commissioner



**James Companion**  
Associate Commissioner



**Dawn Turner**  
Associate Commissioner



**Mark Simpson**  
Director of  
Public Relations



**Lauren Cooper**  
Coordinator of Creative  
Services



**Chad Cook**  
Assistant Director of Marketing

For more than 20 years, the Big South Conference has been a progressive, NCAA Division I athletic conference reflecting the energy and growth of the Southeastern United States. Founded in 1983, the Big South has matured into a competitive leader in college athletics, actively pursuing excellence both on the field of play and in the classroom. Based in Charlotte, N.C., the Big South Conference's growing presence as an NCAA Division I athletic league is evident by competitive success on the national stage, innovative marketing and media partnerships, increased football and basketball television packages, the enhancement of the quality of the student-athlete experience, and strategic planning that will carry the Big South Conference throughout the 21st Century.

Now in its 22nd year of existence, the Big South Conference is emerging, providing quality athletic competition while intentionally fostering the academic, personal, social and athletic development of each student-athlete. The League consists of nine member institutions: Birmingham-Southern College, Charleston Southern University, Coastal Carolina University, High Point University, Liberty University, UNC Asheville, Radford University, Virginia Military Institute and Winthrop University, while its geographic breakdown features Alabama (1 member), North Carolina (2), South Carolina (3) and Virginia (3). Gardner-Webb University is an associate member in football.

In the Fall of 2002, the Big South welcomed the addition of football as a Conference sport, bringing the number of Division I championship programs the Big South sponsors to 18. The League sponsors nine championship sports for men: baseball, basketball, cross country, football, golf, soccer, indoor/outdoor track, and tennis, as well as nine for women: basketball, cross country, golf, soccer, softball, tennis, indoor/outdoor track and volleyball. Again this year, Big South champions in men's and women's basketball, men's and women's soccer, volleyball, men's and women's golf, baseball, softball, men's and women's tennis and men's and women's track & field will receive automatic bids to NCAA Championships.

The Big South continues to secure aggressive television packages, making the Conference one of the leaders among all Division I Leagues in television exposure for its student-athletes. During the 2004-05 season, a League-record six football games were televised, men's and women's basketball had several regular-season games broadcast in addition to the tournament semifinals and finals, and Big South baseball was televised for the first time in League history. Entering this season, the 2006 Advance Auto Parts Men's Basketball Championship game will once again air on ESPN2 as part of the network's "Championship Week" programming. The Conference also boasts relationships with FSN South, Comcast SportsNet (CSN), Comcast Sports Southeast (CSS), College Sports Television (CSTV), Fox College Sports (FCS), Carolinas Sports Entertainment Television (C-SET) and ESPNU. In addition, the Big South Television Network (BSTN) will again air football and basketball games to local affiliates throughout the region.

The Big South enjoyed its finest athletic season to date in 2004-05, as evident by several "firsts" in League annals. Former Gardner-Webb standout Jim Maxwell was the first Big South player to play in the NFL; Liberty's Josh McDougal was the League's first cross country All-American; Winthrop's Mary Hock was the Big South's first

volleyball All-American; Gardner-Webb's Harold Wells was the Conference's first consensus All-American in football; Liberty became the first Big South basketball team – men's or women's – to win an NCAA first round game and reached the Sweet 16; a record four student-athletes earned All-America honors in indoor track & field; Liberty's Katie Feenstra was the first Big South player ever drafted in the WNBA; Coastal Carolina's men's golf team became the first Big South squad to qualify for the national golf championship; Coastal Carolina's baseball team earned the League's first No. 1 seed in the NCAAs; a record 16 players were selected in the MLB Draft, including three in the second round; and a League-high 22 student-athletes earned All-America honors.

Last year's academic success mirrored the on-field achievements. Nine student-athletes earned Academic All-America accolades, including three first-team selections, while 23 were named Academic All-District. In football, four players were named to the 36-member I-AA Athletics Directors Association Academic All-Star Team, the Big South's largest representation on the national team in its three-year football history. In addition, 50.7% of the Conference's student-athletes achieved at least a 3.0 grade point average in 2004-05 and were named to the Big South's Presidential Honor Roll.

The Conference was formed on August 21, 1983, when Charleston Southern (then Baptist College) Athletic Director Howard Bagwell and Augusta President George Christenberry initially began recruiting members into the Big South. One month later, Dr. Edward M. Singleton was selected as the League's first Commissioner and continued to solicit new members. The League's seven charter members were Armstrong State, Augusta, Campbell, Charleston Southern, Coastal Carolina, Radford and Winthrop. In 1989, George F. "Buddy" Sasser replaced the retiring Dr. Singleton as Commissioner. Under Sasser's leadership, the Conference implemented its public relations and compliance programs, and introduced its first-ever men's basketball television package, featuring the Big South competing among some of the finest teams in the nation. Sasser was so integral to the growth and foundation of the League that in 2000, the Commissioner's Cup – the annual award given to the institution with the most successful athletic year – was renamed the George F. Sasser Cup.

In 1996, Kyle B. Kallander replaced Sasser, who would continue to serve the League as Director of Athletics at Coastal Carolina until his retirement in 1999. During his nine-year tenure, Kallander has been instrumental in aggressively promoting the Conference, including the development of the Big South Marketing Group, which has resulted in increased revenues and exposure for the Conference and its members. He also brought television coverage to Big South women's basketball and baseball for the first in Conference history, created the Big South Television Network in 2001 – which enjoyed a League-high 18 affiliates in 2004-05, and was the driving force behind the formation of the Big South Hall of Fame. Under Kallander's leadership, the Big South developed and initiated its first long-range strategic plan, re-affirming the League's vision as a distinctive athletic Conference committed to the quality of institutional life through athletic competition. In addition, Kallander has solidified membership with the addition of High Point in 1999, Birmingham-Southern in 2000 and Virginia Military Institute in 2003.

## BIG SOUTH FOOTBALL OPPONENTS

### CHARLESTON SOUTHERN UNIVERSITY

**Nickname:** Buccaneers  
**Location:** Charleston, South Carolina  
**Enrollment:** 2,854  
**Stadium:** CSU Stadium  
**Capacity:** 4,000

### COASTAL CAROLINA UNIVERSITY

**Nickname:** Chanticleers  
**Location:** Conway, South Carolina  
**Enrollment:** 7,021  
**Stadium:** Brooks Stadium  
**Capacity:** 6,408

### GARDNER-WEBB UNIVERSITY

**Nickname:** Runnin' Bulldogs  
**Location:** Boiling Springs, North Carolina  
**Enrollment:** 3,900  
**Stadium:** Spangler Stadium  
**Capacity:** 7,800

### LIBERTY UNIVERSITY

**Nickname:** Flames  
**Location:** Lynchburg, Virginia  
**Enrollment:** 17,200  
**Stadium:** Williams Stadium  
**Capacity:** 12,000

## The Big South Conference

7233 Pineville-Matthews Road  
Suite 100  
Charlotte, NC 28226  
**Office Phone:** (704) 341-7990  
**Media FAX:** (704) 341-7991  
**Kyle Kallander, Commissioner**  
**James Companion, Associate Commissioner**  
**Dawn Turner, Associate Commissioner**  
**Mark Simpson, Director of Public Relations**  
**Lauren Cooper, Coordinator of Creative Services**  
**Chad Cook, Assistant Director of Marketing**